

VOLUME 3

MERIDIANI

Volume 3

letti /beds

materassi /mattresses

reti /bed bases

Contenuti Contents

Volume 3

letti /beds

bardò 6-9
bardò due 10-13
cliff 14-25
derek 26-27, 30-31
derek superior 28-29
fox 32-35
kira 36-39
kira up 40-43
lauren 44-47
lauren ghost 48-51
law 52-55
louis bed 56-59
louis up bed 60-63
oliver 64-67
scott bed 68-71
stone 72-75
stone plus 76-79
stone up 80-83
timothy /timothy kuoio bed 84-87
turman 88-91
turman low 92-95

materassi /mattresses

bert 98
bob 99
milord 100
ned 101
ned plus 102
nelson 103
omer 104
topper 105
topper plus 106
sofa bed 107

reti /bed bases

piano ortopedico /
orthopaedic Support 110
rete élite /
élite Slatted Base 111
rete élite MM /
élite MM Slatted Base 112
rete élite ME /
élite ME Slatted Base 113
sommier a molle /
box spring base 114
storage box 115

Letti Beds

bardò 6-9

bardò due 10-13

cliff 14-25

derek 26-27, 30-31

derek superior 28-29

fox 32-35

kira 36-39

kira up 40-43

lauren 44-47

lauren ghost 48-51

law 52-55

louis bed 56-59

louis up bed 60-63

oliver 64-67

scott bed 68-71

stone 72-75

stone plus 76-79

stone up 80-83

timothy /timothy kuoio bed 84-87

turman 88-91

turman low 92-95

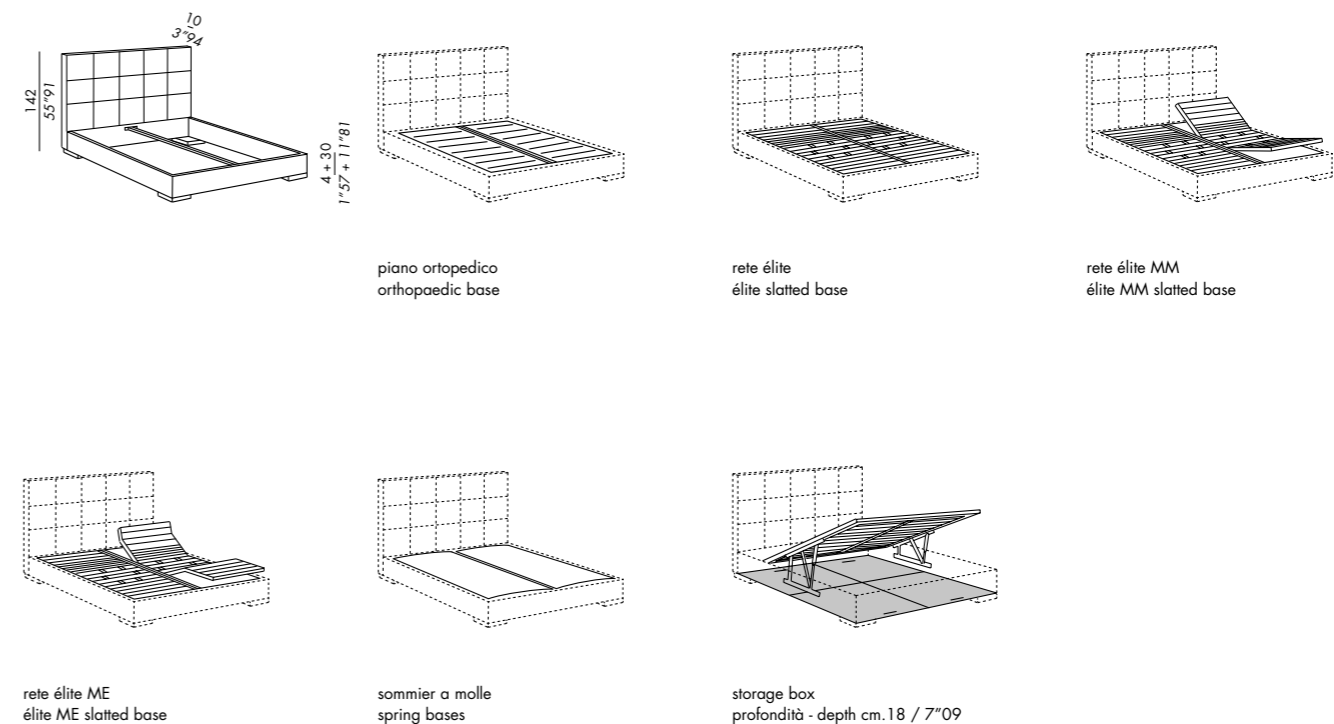


Bardò

- letto tessile imbottito
 - rivestimento sfoderabile - testiera lavabile solo a secco
 - fisso per versione in pelle
 - struttura smontabile in legno con traverso centrale in metallo
 - piani letto a scelta con supporti regolabili no per versione box e spring bases
 - piedini in legno tinto black - light - almond
 - misure speciali:
 - letto max 210 cm (vano interno)
 - rete elite fissa - max 210 cm
 - sommier a molle max 220 cm
- upholstered bed
 - removable cover - headboard cover dry cleaning only
 - fixed cover for leather version
 - wooden frame that can be disassembled with metal cross bar
 - mattress supports according to choice, height adjustable not adjustable for storage facility and spring bases
 - feet in black - light - almond stained wood
 - special sizes:
 - bed max length cm 210 (inner size)
 - fix elite slatted base: max length 210 cm
 - spring base max length 220
- Gepolstertes Bett
 - abziehbarer Bezug - Kopfteil nur trocken zu reinigen
 - Fester Lederbezug
 - demontierbare Bettseiten (gepolsterte Holzflächen) mit mittlerer Mittelstange aus Metall
 - Unterbett nach Auswahl, mit verstellbaren Trägern - nicht möglich bei Storage Box und Spring Bases
 - Holzfüße black - light - almond gebeizt
 - Sondermaß:
 - Bett max 210 cm (Innenmaß)
 - Fix Elite Lattenrost - max 210 cm
 - Spring base max 220 cm
- lit textile rembourré
 - déhoussable - tête de lit nettoyage seulement à sec
 - fixe pour version en cuir
 - structure démontable en bois avec barre centrale in métal
 - bases de lits à choix avec supports réglables, pas pour version box et spring-base
 - pieds en bois teinté black - light - almond
 - mesures spéciales:
 - lit max 210 cm (pièce interne)
 - sommier elite fixe - max 210 cm
 - sommier métallique max 220 cm
- cama acolchada
 - revestimiento desfundable - cabezal lavable sólo en seco
 - revestimiento fijo para versión en piel
 - estructura en madera desmontable con travesaño central en metal
 - somieres a elegir con soportes ajustables - no posible para contenedor y sommier de muelles
 - patas de madera teñida black - light - almond
 - medidas especiales:
 - cama max 210 cm (espacio interior)
 - somier elite fija: - máximo largo de 210 cm
 - somier de muelles máximo de 220 cm

dimensioni disponibili
available sizes

- 170 x 215 (materasso - mattress 160x200)
- 190 x 215 (materasso - mattress 180x200)
- 210 x 215 (materasso - mattress 200x200)
- queen - 163x218 / 64"x86" (materasso - mattress 153x203)
- king - 203x218 / 80"x86" (materasso - mattress 193x203)



Letto tessile imbottito con rivestimento sfoderabile, fisso per la versione in pelle. È formalmente molto connotato dalla testiera a quadrettoni, di grande impatto visivo.

Upholstered textile bed with removable cover, fix for the leather version. It is formally characterized by a chequered visually striking headboard.

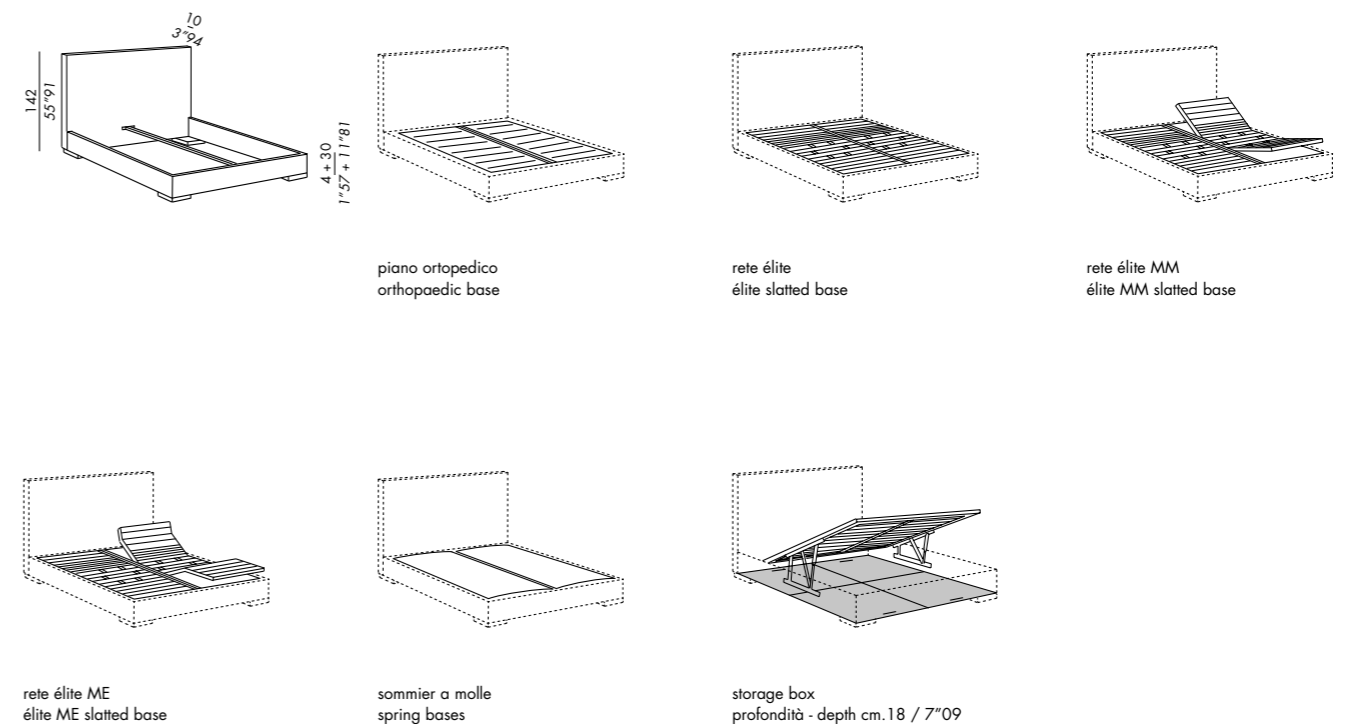


Bardò Due

- letto tessile con testiera liscia e imbottita
 - rivestimento sfoderabile - testiera lavabile solo a secco
 - fisso per versione in pelle
 - struttura smontabile in legno con traverso centrale in metallo
 - piani letto a scelta con supporti regolabili no per versione box e spring bases
 - piedini in legno tinto black - light - almond
 - misure speciali:
 - letto max 210 cm (vano interno)
 - rete elite fissa - max 210 cm
 - sommier a molle max 220 cm
- upholstered bed with plain padded headboard
 - removable cover - headboard cover dry cleaning only
 - fixed cover for leather version
 - wooden frame that can be disassembled with metal cross bar
 - mattress supports according to choice, height adjustable not adjustable for storage facility and spring bases
 - feet in black - light - almond stained wood
 - special sizes:
 - bed max length cm 210 (inner size)
 - fix elite slatted base: max length 210 cm
 - spring base max length 220
- gepolstertes Bett mit glattem gepolstertem Kopfteil
 - abziehbarer Bezug - Kopfteil nur trocken zu reinigen
 - Fester Lederbezug
 - demontierbare Bettseiten (gepolsterte Holzflächen) mit mittlerer Mittelstange aus Metall
 - Unterbett nach Auswahl, mit verstellbaren Trägern - nicht möglich bei Storage Box und Spring Bases
 - Holzfüße black - light - almond gebeizt
 - Sondermaß:
 - Bett max 210 cm (Innenmaß)
 - Fix Elite Lattenrost - max 210 cm
 - Spring base max 220 cm
- lit textile avec tête de lit lisse et rembourrée
 - déhoussable - tête de lit nettoyage seulement à sec
 - fixe pour version en cuir
 - structure démontable en bois avec barre centrale in métal
 - bases de lits à choix avec supports réglables, pas pour version box et spring-base
 - pieds en bois teinté black - light - almond
 - mesures spéciales
 - lit max 210 cm (pièce interne)
 - sommier elite fixe - max 210 cm
 - sommier métallique max 220 cm
- cama acolchada con cabecera lisa (sin espunte)
 - revestimiento desenfundable - cabezal lavable sólo en seco
 - revestimiento fijo para versión en piel
 - estructura en madera desmontable con travesaño central en metal
 - somieres a elegir con soportes ajustables - no posible para contenedor y sommier de muelles
 - patas de madera teñida black - light - almond
 - medidas especiales:
 - cama max 210 cm (espacio interior)
 - somier elite fija: - máximo largo de 210 cm
 - somier de muelles máximo de 220 cm

dimensioni disponibili available sizes

- 170 x 215 (materasso - mattress 160x200)
- 190 x 215 (materasso - mattress 180x200)
- 210 x 215 (materasso - mattress 200x200)
- queen - 163x218 / 64"x86" (materasso - mattress 153x203)
- king - 203x218 / 80"x86" (materasso - mattress 193x203)



Letto tessile che presenta le medesime proporzioni del Bardò, ma che opta per una testiera liscia anziché quadrettata, a vantaggio di un'estetica più rigorosa e minimale.

Upholstered textile bed showing the same proportions as Bardò, but turning to a tight instead of chequered headboard, to benefit of a more rigorous and minimal appearance.



Cliff

Letto composto da una struttura a L posizionata a parete su cui poggia la base del letto e due grandi cuscini a essa agganciati. I piani della struttura possono essere lasciati bassi per riporvi dei libri, oppure vi si possono inserire una serie di accessori. Grazie alla possibilità di realizzare testiera e basamento in materiali differenti (come lacca e legno), ciascuno potrà creare la propria composizione, optando per una soluzione monocromatica o un'altra più ricca visivamente.

Bed composed by a L shaped structure to be leant on the wall. The bed base is placed on the structure and is characterized by two big cushions hooked to it. On the floors of the structure you may put a series of accessories or leave as they are for placing some books. Thanks to the possibility to make headboard and base in different materials (as lacquer and wood), it will be possible to realize your own composition, by choosing whether a monochromatic or a visually more luxurious one.











- letto tessile imbottito solo componibile con retro letto
- rivestimento sfoderabile
- fisso per versione in pelle
- struttura smontabile in legno con traverso centrale in metallo
- piani letto: solo rete elite - elite MM
- piedini in legno tinto black

- padded bed, connectable only with wooden headboards (no free-standing)
 - removable cover
 - fixed cover for leather version
 - wooden frame that can be disassembled with metal cross bar
 - mattress supports: elite slatted base - elite MM
 - feet in black stained wood
- special sizes:
- bed max length cm 210 (inner size)
 - fix elite slatted base: max length 210 cm

- Gepolstertes Bett nur mit Holzpaneele zu kombinieren
 - Abziehbarer Bezug
 - Fester Lederbezug
 - demontierbare Bettseiten (gepolsterte Holzflächen) mit mittlerer Mittelstange aus Metall
 - Unterbett: Elite Lattenrost - Elite MM
 - Holzfüße black gebeizt
- Sondermaß:
- Bett max 210 cm (Innenmaß)
 - Fix Elite Lattenrost - max 210 cm

- lit textile rembourré disponible seulement modulable avec la tête de lit
 - revêtement déhoussable
 - fixe pour version en cuir
 - structure démontable en bois avec barre centrale in métal
 - bases de lit: sommier elite - elite MM
 - pieds en bois teinté black
- mésures spéciales:
- lit max 210 cm (pièce interne)
 - sommier elite fixe - max 210 cm

- cama alcohada, modulable solamente con cabezal
 - funda desenfundable
 - revestimiento fijo para versión en piel
 - estructura en madera desmontable con travesaño central en metal
 - somieres a elegir: somier elite - elite MM
 - patas de madera teñida black
- medidas especiales:
- cama max 210 cm (espacio interior)
 - somier elite fija: - máximo largo de 210 cm

- accessori per programma letto componibile
 - comodino un cassetto - finiture: impiallacciatura rovere tinto - lacca opaca
 - comodino sospeso un cassetto con staffa di supporto in metallo verniciato opaco black - finiture: impiallacciatura rovere tinto lacca opaca o lucida
 - piano rotondo/ovale sospeso con staffa di supporto in metallo verniciato opaco black - finiture: impiallacciatura rovere tinto lacca opaca o lucida marmo MR1 o MR2
 - piano orizzontale - finiture: impiallacciatura rovere tinto - cuoio - marmo MR1 o MR2
 - pocket cliff - finiture: cuoio
- finiture: vedi campionario
- imballo obbligatorio in cassa per piani marmo/legno (solo per piano orizzontale)

- accessories
 - lying single drawer - finishes: stained oak veneer - lacquer matt
 - single drawer hanging through a black matt varnished metal bracket
 - drawer finishes: stained oak veneer matt or glossy lacquer
 - round/oval shelf hanging through a black matt varnished metal bracket
 - shelf finishes: stained oak veneer matt or glossy lacquer marble MR1 or MR2
 - lying additional top - finishes: Eiche gebeizt - Kernleder - Marmor MR1 or MR2
 - pocket cliff - finishes: saddle leather
- finishes: see sample box
- compulsory packing in wooden crate for tops in marble/wood (for lying additional top only)

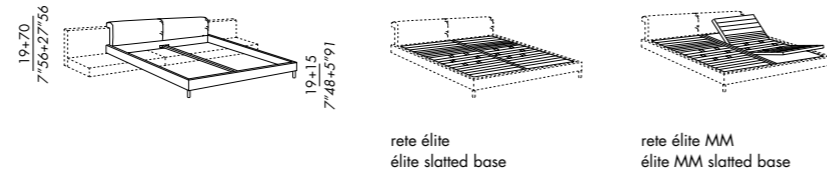
- Zubehör zu Cliff Bett Kollektion
 - Nachttisch mit Schublade - Ausführungen: Eiche gebeizt - Lack matt
 - Hängnachttisch mit Metallträger mit einem Schubladen varnished schwarz
 - Ausführungen: Eiche gebeizt - Lack matt oder hochglanz
 - Hängeplatte rund/oval mit Metallträger varnished schwarz
 - Ausführungen: Eiche gebeizt - Kernleder - Marmor MR1 oder MR2
 - pocket cliff - Ausführungen: Kernleder
- Ausführungen: siehe Musterbox
- Obligatorische Holzverpackung für platte Marmor/ Holz (nur für waagerechte Platte)

- accessoires pour programme lit modulable
 - chevet un tiroir - finitions placage chêne teinté - laque mate
 - chevet suspendu - tiroir avec étrier de montage en métal verni mat black - finitions: placage chêne teinté laque mate ou brillante
 - plateau rond/oval suspendu avec étrier de montage en métal verni mat black - finitions: placage chêne teinté laque mate ou brillante
 - plateau horizontal - finitions: placage chêne teinté - cuir sellier - marbre MR1 ou MR2
 - pocket cliff - finitions cuir sellier
- finitions: voir nos échantillons emballage en caisse en bois
- obligatoire pour les plateau en marbres/ bois (seulement pour plateau horizontal)

- accesorios
 - cajón de apoyo - acabados: enchapado en roble teñido - lacado mate
 - cajón colgante con soporte en metal barnizado black mate - acabados: enchapado en roble teñido lacado mate o brillo
 - sobre redondo/oval colgante con soporte en metal barnizado black mate - acabados: enchapado en roble teñido lacado mate o brillo mármol MR1 o MR2
 - sobre horizontal - acabados: enchapado en roble teñido - cuero - mármol MR1 o MR2
 - pocket cliff - acabados: cuero
- acabados: vease el muestrario
- mbalaje obligatorio en caja para sobre horizontal en mármol

dimensioni disponibili
available sizes

- 110 x 215 (materasso - mattress 100x200)
- 150 x 215 (materasso - mattress 140x200)
- 170 x 215 (materasso - mattress 160x200)
- 190 x 215 (materasso - mattress 180x200)
- 210 x 215 (materasso - mattress 200x200)
- queen - 163x218 / 64"x86" (materasso - mattress 153x203)
- king - 203x218 / 80"x86" (materasso - mattress 193x203)



- retro letto componibile in legno con sistema di regolazione per pavimento
- finiture: - basamento lacca opaca + schienale lacca opaca - basamento impiallacciatura rovere tinto + schienale massello dogato in rovere tinto - basamento impiallacciatura rovere tinto + schienale lacca opaca - basamento lacca opaca + schienale massello dogato in rovere tinto
- misure speciali - realizzabili solo in larghezza max fino cm 210
- imballo facoltativo in gabbia

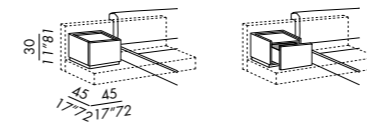
- modular wooden headboards - height adjustable feet
- finishes: - matt lacquer base + matt backrest - base in stained oak veneer + slat backrest in solid stained oak-wood - base in stained oak veneer + matt backrest - matt lacquer base + slat backrest in solid stained oak-wood
- special dimensions - max length cm. 210
- optional packing in wooden cage

- Konfigurierbare Holzpaneele mit höhenverstellbaren Gleitern
- Ausführungen: - Gestell in Lack matt + Rückenseite in Lack matt - Gestell in Eiche gebeizt + Holzlatten für Rückenseite in Eiche gebeizt - Gestell in Eiche gebeizt + Rückenseite in Lack matt - Gestell in Lack matt + Holzlatten für Rückenseite in Eiche gebeizt
- Sondermass - nur in der Länge max cm 210
- fakultative Verpackung in Holzstiste

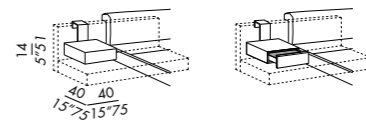
- tête de lit modulable en bois avec pieds réglables en hauteur
- finitions: - base laque mate + dos laque mate - base placage en chêne teinté + dos bois solide à lattes en chêne teinté - base placage en chêne teinté + dos laque mate - base laque mate + dos bois solide à lattes en chêne teinté
- sur mesure: seulement possible en largeur, jusqu'à maximum cm. 210
- emballage en cage en bois facultatif

- cabezal de madera modular con patas ajustables
- acabados: - base lacada mate + respaldo lacado mate - base enchapada en roble teñido + respaldo de madera con láminas en roble teñido - base enchapada en roble teñido + respaldo lacado mate - base lacado mate + respaldo de madera con somier en roble teñido
- medidas especiales - sólo en largo máx. cm 210
- embalaje en jaula de madera opcional

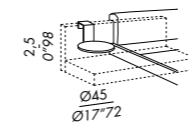
comodino - lying single drawer



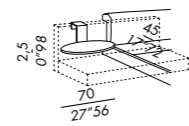
comodino sospeso - single drawer hanging through



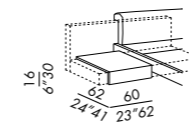
piano rotondo sospeso - round shelf hanging through



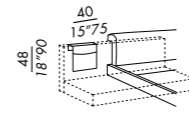
piano ovale sospeso - oval shelf hanging through



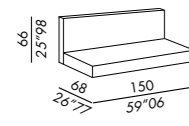
piano orizzontale - lying additional top



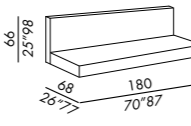
pocket cliff



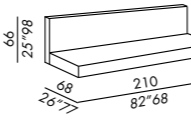
retro letto - headboard 150



retro letto - headboard 180



retro letto - headboard 210



basamento lacca opaca + schienale lacca opaca matt lacquer base + matt backrest

basamento impiallacciatura rovere tinto + schienale massello dogato in rovere tinto base in stained oak veneer + slat backrest in solid stained oak-wood

basamento impiallacciatura rovere tinto + schienale lacca opaca base in stained oak veneer + matt backrest

basamento lacca opaca + schienale massello dogato in rovere tinto matt lacquer base + slat backrest in solid stained oak-wood

Derek

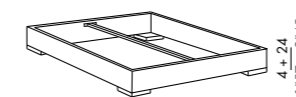
- sommier tessile imbottito h. 28
 - rivestimento sfoderabile
 - struttura smontabile in legno con traverso centrale in metallo
 - piani letto a scelta con supporti regolabili no per versione box e spring bases
 - piedini in legno tinto black - light - almond
 - ruote posteriori a richiesta
 - misure speciali:
 - letto max 210 cm (vano interno)
 - rete elite fissa - max 210 cm
 - sommier a molle max 220 cm
- upholstered bed base h. 28
 - removable cover
 - wooden frame that can be disassembled with metal cross bar
 - mattress supports according to choice, height adjustable - not adjustable for storage facility and spring bases
 - feet in black - light - almond stained wood
 - rear castors on request
 - special sizes:
 - bed max length cm 210 (inner size)
 - fix elite slatted base: max length 210 cm
 - spring base max length 220
- Gepolsterter Bettrahmen h. 28
 - Abziehbarer Bezug
 - demontierbare Bettseiten (gepolsterte Holzflächen) mit mittlerer Mittelstange aus Metall
 - Unterbett nach Auswahl, mit verstellbaren Trägern - nicht möglich bei Storage Box und Spring Bases
 - Holzfüße black - light - almond gebeizt
 - intenrollen nach Anfrage
 - Sondermaß:
 - Bett max 210 cm (Innenmaß)
 - Fix Elite Lattenrost - max 210 cm
 - Spring base max 220 cm
- sommier textile rembourré h. 28
 - revêtement déhoussable
 - structure démontable en bois avec barre centrale in métal
 - bases de lits à choix avec supports réglables, pas pour version box et spring-base
 - pieds en bois teinté black - light - almond
 - sur demande roulettes postérieures
 - mesures spéciales
 - lit max 210 cm (pièce interne)
 - sommier elite fixe - max 210 cm
 - sommier métallique max 220 cm
- cama acolchada h. 28
 - funda desfundable
 - estructura en madera desmontable con travesaño central en metal
 - somieres a elegir con soportes ajustables - no posible para contenedor y sommier de muelles
 - patas de madera teñida black - light - almond
 - ruedas posteriores a petición
 - medidas especiales:
 - cama max 210 cm (espacio interior)
 - somier elite fija: - máximo largo de 210 cm
 - somier de muelles máximo de 220 cm

dimensioni disponibili
available sizes

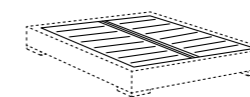
- 110 x 210 (materasso - mattress 100x200)
- 150 x 210 (materasso - mattress 140x200)
- 170 x 210 (materasso - mattress 160x200)
- 190 x 210 (materasso - mattress 180x200)
- 210 x 210 (materasso - mattress 200x200)
- queen - 163x218 / 64"x86" (materasso - mattress 153x203)
- king - 203x218 / 80"x86" (materasso - mattress 193x203)

Sommier tessile imbottito che all'assoluta purezza delle linee coniuga un'idea di comfort senza compromessi. È disponibile anche con ruote posteriori su richiesta, per accrescerne la praticità.

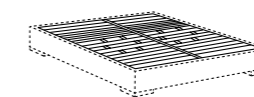
Upholstered textile sommier which combines absolute purity of lines and a comfort without any compromise. It is available also with rear castors on request, so that to improve its handling.



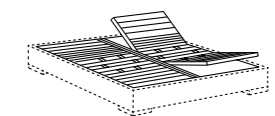
4 ± 24
1' 57" ± 8' 45"



piano ortopedico
orthopaedic base



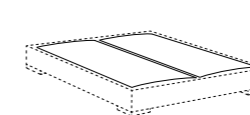
rete elite
elite slatted base



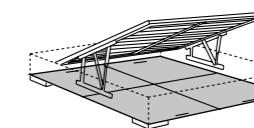
rete elite MM
elite MM slatted base



rete elite ME
elite ME slatted base



sommier a molle
spring bases



storage box
profondità - depth cm. 12 - 4" 72

Derek Superior

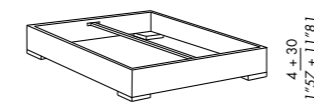
- sommier tessile imbottito h. 34
 - rivestimento sfoderabile
 - struttura smontabile in legno con traverso centrale in metallo
 - piani letto a scelta con supporti regolabili no per versione box e spring bases
 - piedini in legno tinto black - light - almond
 - ruote posteriori a richiesta
 - misure speciali:
 - letto max 210 cm (vano interno)
 - rete elite fissa - max 210 cm
 - sommier a molle max 220 cm
- upholstered bed base h. 34
 - removable cover
 - wooden frame that can be disassembled with metal cross bar
 - mattress supports according to choice, height adjustable - not adjustable for storage facility and spring bases
 - feet in black - light - almond stained wood rear castors on request
 - special sizes:
 - bed max length cm 210 (inner size)
 - fix elite slatted base: max length 210 cm
 - spring base max length 220
- Gepolsterter Bettrahmen h. 34
 - Abziehbarer Bezug
 - demontierbare Bettseiten (gepolsterte Holzflächen) mit mittlerer Mittelstange aus Metall
 - Unterbett nach Auswahl, mit verstellbaren Trägern - nicht möglich bei Storage Box und Spring Bases
 - Holzfüße black - light - almond gebeizt intenrollen nach Anfrage
 - Sondermaß:
 - Bett max 210 cm (Innenmaß)
 - Fix Elite Lattenrost - max 210 cm
 - Spring base max 220 cm
- sommier textile rembourré h. 34
 - revêtement déhoussable
 - structure démontable en bois avec barre centrale in métal
 - bases de lits à choix avec supports réglables, pas pour version box et spring-base
 - pieds en bois teinté black - light - almond sur demande roulettes postérieures
 - mesures spéciales
 - lit max 210 cm (pièce interne)
 - sommier elite fixe - max 210 cm
 - sommier métallique max 220 cm
- cama acolchada h. 34
 - funda desfundable
 - estructura en madera desmontable con travesaño central en metal
 - somieres a elegir con soportes ajustables - no posible para contenedor y sommier de muelles
 - patas de madera teñida black - light - almond ruedas posteriores a petición
 - medidas especiales:
 - cama max 210 cm (espacio interior)
 - somier elite fija: - máximo largo de 210 cm
 - somier de muelles máximo de 220 cm

dimensioni disponibili available sizes

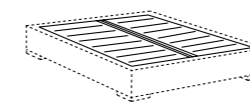
- 110 x 210 (materasso - mattress 100x200)
- 150 x 210 (materasso - mattress 140x200)
- 170 x 210 (materasso - mattress 160x200)
- 190 x 210 (materasso - mattress 180x200)
- 210 x 210 (materasso - mattress 200x200)
- queen - 163x218 / 64"x86" (materasso - mattress 153x203)
- king - 203x218 / 80"x86" (materasso - mattress 193x203)

Come il sommier Derek - compresa la possibilità di aggiungere su richiesta le ruote posteriori - ma connotato da un'altezza maggiore. La struttura smontabile è in legno con traverso centrale in metallo.

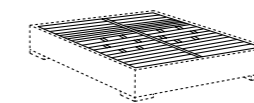
It is the same as the sommier Derek - including the possibility of rear castors on request - but characterized by a bigger height. The frame can be disassembled, the padded panels are in wood with a central metal bar.



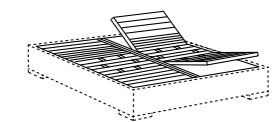
4 + 30
1'57 + 1'18



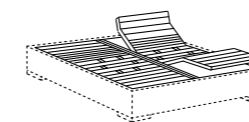
piano ortopedico
orthopaedic base



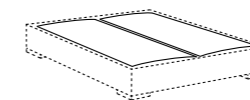
rete elite
elite slatted base



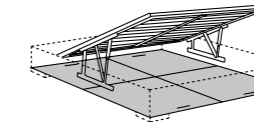
rete elite MM
elite MM slatted base



rete elite ME
elite ME slatted base



sommier a molle
spring bases


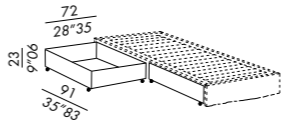
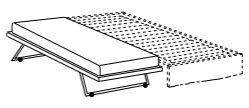
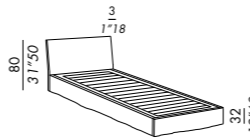
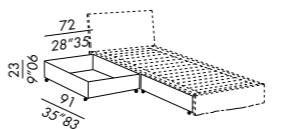
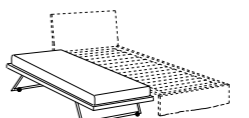
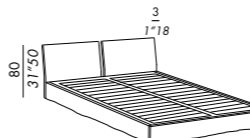
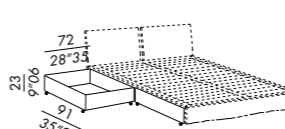
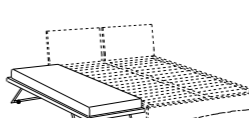


storage box
profondità - depth cm.18 - 7"09



Fox

<ul style="list-style-type: none"> • sommier tessile imbottito • rivestimento sfoderabile • struttura smontabile in legno e metallo • rete a doghe con telaio portante in metallo • imbottitura in poliuretano indeformabile 	<ul style="list-style-type: none"> • upholstered bed bases • completely removable cover • frame in wood and metal that can be disassembled • bearing base with metal frame and wooden slats • padding in non-deformable polyurethane 	<ul style="list-style-type: none"> • gepolsterte Bettrahmen • abziehbarer Bezug • zerlegbares Gestell aus Holz und Metall • Holzlattenrost mit tragendem Metallrahmen • Polsterung aus unverformbaren PU-Schäumen 	<ul style="list-style-type: none"> • sommier textiles rembourrés • revêtement déhoussable • structure démontable en bois et métal • sommier à lattes avec châssis en métal • rembourrage en polyuréthane indéformable 	<ul style="list-style-type: none"> • cama acolchada • funda desfundable • estructura desmontable en madera y metal • somier de láminas y marco portante en metal • relleno en poliuretano indeformable
<p>letto tessile imbottito</p> <ul style="list-style-type: none"> • rivestimento sfoderabile • struttura smontabile in legno e metallo • rete a doghe con telaio portante in metallo • imbottitura in poliuretano indeformabile 	<p>upholstered beds</p> <ul style="list-style-type: none"> • completely removable cover • frame in wood and metal that can be disassembled • bearing base with metal frame and wooden slats • padding in non-deformable polyurethane 	<p>gepolsterte Betten</p> <ul style="list-style-type: none"> • abziehbarer Bezug • zerlegbares Gestell aus Holz und Metall • Holzlattenrost mit tragendem Metallrahmen • Polsterung aus unverformbaren PU-Schäumen 	<p>lits textiles rembourrés</p> <ul style="list-style-type: none"> • revêtement déhoussable • structure démontable en bois et métal • sommier à lattes avec châssis en métal • rembourrage en polyuréthane indéformable 	<p>cama acolchada</p> <ul style="list-style-type: none"> • funda desfundable • estructura desmontable en madera y metal • somier de láminas y marco portante en metal • relleno en poliuretano indeformable
<p>optionals:</p> <ul style="list-style-type: none"> • materasso per letto • coppia cassetti estraibili con ruote • secondo letto estraibile: con rete a doghe - telaio in metallo - gambe pieghevoli con ruote • materasso per estraibile 	<p>optionals:</p> <ul style="list-style-type: none"> • mattress • pair of pull-out drawers with castors • pull-out bed: wooden slats and metal frame - folding legs with castors • mattress for pull-out bed 	<p>Extras:</p> <ul style="list-style-type: none"> • Matratze • 2 herausziehbare Schubladen mit Rollen - Drahtbox. • herausziehbares Bett: Holz Lattenrost mit Metallrahmen - Schwenk-Fußgestell mit Rollen • Matratze für herausziehbares Bett 	<p>optionnel:</p> <ul style="list-style-type: none"> • matelas • pair de tiroirs extractibles avec roulettes • lit gigogne: sommier à lattes et châssis en métal - avec pieds repliables et roulettes • matelas pour lit gigogne 	<p>acessorios opcionales:</p> <ul style="list-style-type: none"> • colchón • pareja de cajones extraíbles con ruedas • segunda cama extraíble: somier a láminas y marco en metal con patas plegables y ruedas • colchón para cama extraíble
uniche dimensioni	fixed dimensions	Einzige verfügbare Maße	seules dimensions	únicas medidas

			<p>dimensioni disponibili available sizes</p> <p>100 x 206 (materasso - mattress 90x200) 130 x 206 (materasso - mattress 120x200)</p>
			<p>dimensioni disponibili available sizes</p> <p>100 x 209 (materasso - mattress 90x200) 130 x 209 (materasso - mattress 120x200)</p>
			<p>dimensioni disponibili available sizes</p> <p>170 x 209 (materasso - mattress 160x200) 190 x 209 (materasso - mattress 180x200)</p>

Collezione che comprende letto tessile imbottito, sommier tessile imbottito (entrambi con rivestimento sfoderabile) e una serie di optional che includono una coppia di cassetti estraibili con ruote e un secondo letto estraibile con rete a doghe e materasso.

Collection including upholstered textile bed, upholstered textile sommier (both having removable cover) and a series of options that include a couple of extractible drawers with castors and a second pull-out bed with slats and spare mattress.



Kira



Letto tessile imbottito definito dalla presenza di una testiera alta e arcuata, che sembra voler creare una sorta di ideale 'rifugio' per chi è in cerca di riposo. I piedini sono realizzati in legno tinto black.

Upholstered textile bed characterized by a high and curved headboard, which seems to look for realizing a sort of an ideal 'shelter' for whom is in search of rest. Feet are in black stained wood.



- letto tessile imbottito
- rivestimento sfoderabile
- fisso per versione in pelle
- struttura smontabile in legno con traverso centrale in metallo
- cuscini testiera in poliuretano espanso e fibra poliestere
- piani letto a scelta con supporti regolabili no per versione box e spring bases
- piedini in legno tinto black

misure speciali:
 • letto max 210 cm (vano interno)
 • rete elite fissa - max 210 cm
 • sommier a molle max 220 cm

- upholstered bed
 - removable cover
 - fixed cover for leather version
 - wooden frame that can be disassembled with metal cross bar
 - headboard cushions in polyurethane foam and polyester fiber
 - mattress supports according to choice, height adjustable - not adjustable for storage facility and spring bases
 - feet in black
- special sizes:
 • bed max length cm 210 (inner size)
 • fix elite slatted base: max length 210 cm
 • spring base max length 220

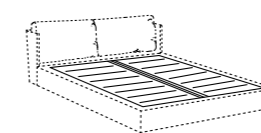
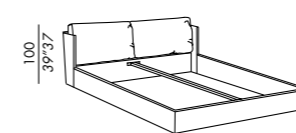
- Gepolstertes Bett
 - Abziehbarer Bezug
 - Fester Lederbezug
 - demontierbare Bettseiten (gepolsterte Holzflächen) mit mittlerer Mittelstange aus Metall
 - Kopfkissen aus PU-Schäumen und Polyesterfaser
 - Unterbett nach Auswahl, mit verstellbaren Trägern
 - nicht möglich bei Storage Box und Spring Bases
 - Holzfüße black gebeizt
- Sondermaß:
 • Bett max 210 cm (Innenmaß)
 • Fix Elite Lattenrost - max 210 cm
 • Spring base max 220 cm

- lit textile rembourré
 - revêtement déhoussable
 - fixe pour version en cuir
 - structure démontable en bois avec barre centrale en métal
 - coussins tête de lit en polyuréthane expansé et fibre polyester
 - bases de lits au choix avec supports réglables; pas pour version box et spring bases
 - pieds en bois teinté black
- mésures spéciales
 • lit max 210 cm (pièce interne)
 • sommier elite fixe - max 210 cm
 • sommier métallique max 220 cm

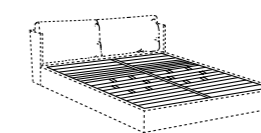
- cama acolchada
 - revestimiento desenfundable
 - revestimiento fijo para versión en piel
 - estructura desmontable en madera con travesaño central en metal
 - cojines cabecera en poliuretano expandido y fibra poliester
 - somieres a elegir con soportes ajustables - no disponibles para versión contenedor y somier de muelles
 - patas en roble teñido black
- medidas especiales:
 • cama max 210 cm (espacio interior)
 • somier elite fija: - máximo largo de 210 cm
 • somier de muelles máximo de 220 cm

dimensioni disponibili
 available sizes

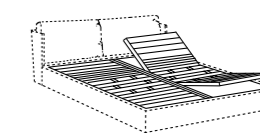
- 170 x 230 (materasso - mattress 160x200)
- 190 x 230 (materasso - mattress 140x200)
- 210 x 230 (materasso - mattress 200x200)
- king - 203x218 / 80"x86" (materasso - mattress 193x203)



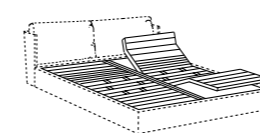
piano ortopedico
 orthopaedic base



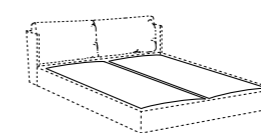
rete elite
 elite slatted base



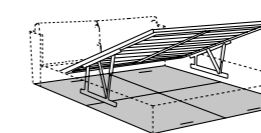
rete elite MM
 elite MM slatted base



rete elite ME
 elite ME slatted base



sommier a molle
 spring bases



storage box
 profondità - depth cm.18 / 7"09

Kira Up

- letto tessile imbottito
- rivestimento sfoderabile
- fisso per versione in pelle
- struttura smontabile in metallo e legno con traverso centrale in metallo
- cuscini testiera in poliuretano espanso e fibra poliestere
- piani letto: solo rete elite - elite MM
- piedini in rovere tinto black uniche dimensioni

- upholstered bed
- removable cover
- fixed cover for leather version
- metal and wooden frame that can be disassembled with metal cross bar
- headboard cushions in polyurethane foam and polyester fiber
- mattress supports: elite slatted base - elite MM
- feet in black stained oak fixed dimensions

- Gepolstertes Bett
- Abziehbarer Bezug
- Fester Lederbezug
- demontierbare Bettseiten aus Metall und Holz mit mittlerer Mittelstange aus Metall
- Kopfeilkissen aus PU-Schäumen und Polyesterfaser
- Unterbett: Elite Lattenrost - Elite MM
- Holzfüße Eiche black gebeizt
- Einzige verfügbare Maße

- lit textile rembourré
- revêtement déhoussable
- fixe pour version en cuir
- structure démontable en metal et bois avec barre centrale en métal
- coussins tête de lit en polyuréthane expansé et fibre polyester
- bases de lit: sommier elite - elite MM
- pieds en chêne teinté black seules dimensions

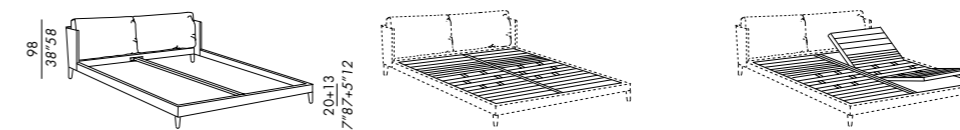
- cama acolchada
- revestimiento desenfundable
- revestimiento fijo para versión en piel
- estructura desmontable en metal y madera con travesaño central en metal
- cojines cabecera en poliuretano expandido y fibra poliester
- somieres a elegir: somier elite - elite MM
- patas en roble teñido black únicas medidas

dimensioni disponibili
available sizes

- 175 x 235 (materasso - mattress 160x200)
- 195 x 235 (materasso - mattress 180x200)
- 215 x 235 (materasso - mattress 200x200)

Come suggerito dal nome, la versione rinnovata del letto Kira, presentata però con i piedi che sollevano la base, per esprimere una sensazione di maggiore leggerezza visiva.

As suggested by the name, it is the renewed version of the Kira bed, but provided of feet which lift up the base, to convey a visual sensation of more lightness.



rete elite
elite slatted base

rete elite MM
elite MM slatted base



Lauren

È la testiera importante, dalle forme sinuose e leggermente arrotondate a connotare questo letto dal gusto sofisticato e in grado di rinnovare elementi della tradizione. Arricchita dal prezioso dettaglio della lavorazione capitonné, la testiera è interamente lavorata a mano.

It is the important, curvy and slightly rounded shaped headboard to characterize this sophisticated bed, which is able to renew elements of the tradition. Enriched by the precious details of the 'capitonné' manufacturing, the headboard is entirely hand-made.





- letto tessile imbottito
 - rivestimento testiera con lavorazione capitonné - non sfoderabile
 - struttura smontabile in legno con traverso centrale in metallo
 - piani letto a scelta con supporti regolabili
no per versione box e spring bases
 - piedini in legno tinto black - light - almond
- misure speciali:
- letto max 210 cm (vano interno)
 - rete élite fissa - max 210 cm
 - sommier a molle max 220 cm

- upholstered bed
 - headboard with quilted not removable cover
 - wooden frame that can be disassembled with metal cross bar
 - mattress supports according to choice, height adjustable - not adjustable for storage facility and spring bases
 - feet in black - light - almond stained wood
- special sizes:
- bed max length cm 210 (inner size)
 - fix élite slatted base: max length 210 cm
 - spring base max length 220

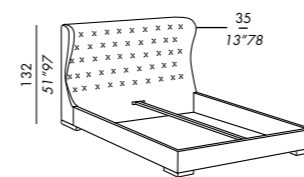
- Gepolstertes Bett
 - kapitoniertes Kopfteil mit festem Bezug
 - demontierbare Bettseiten (gepolsterte Holzflächen) mit mittlerer Mittelstange aus Metall
 - Unterbett nach Auswahl, mit verstellbaren Trägern - nicht möglich bei Storage Box und Spring Bases
 - Holzfüße black - light - almond gebeizt
- Sondermaß:
- Bett max 210 cm (Innenmaß)
 - Fix Elite Lattenrost - max 210 cm
 - Spring base max 220 cm

- lit textile rembourré
 - tête de lit capitonné - non déhoussable
 - structure démontable en bois avec barre centrale in métal
 - bases de lits à choix avec supports réglables, pas pour version box et spring-base
 - pieds en bois teinté black - light - almond
- mésures spéciales
- lit max 210 cm (pièce interne)
 - sommier élite fixe - max 210 cm
 - sommier métallique max 220 cm


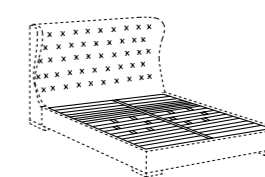

- cama acolchada
 - cabecera con revestimiento fijo capitonné
 - estructura en madera desmontable con travesaño central en metal
 - somieres a elegir con soportes ajustables - no posible para contenedor y sommier de muelles
 - patas de madera teñida black - light - almond
- medidas especiales:
- cama max 210 cm (espacio interior)
 - somier élite fija: - máximo largo de 210 cm
 - somier de muelles máximo de 220 cm

dimensioni disponibili
available sizes

- 170 x 230 (materasso - mattress 160x200)
- 190 x 230 (materasso - mattress 180x200)
- 210 x 230 (materasso - mattress 200x200)
- queen - 163x233 / 64"x92" (materasso - mattress 153x203)
- king - 203x233 / 80"x92" (materasso - mattress 193x203)

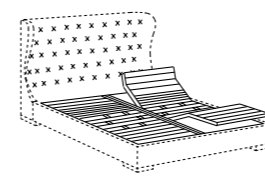


piano ortopedico
orthopaedic base

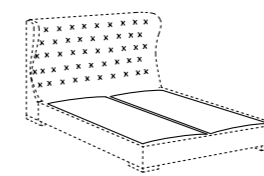


rete élite
élite slatted base

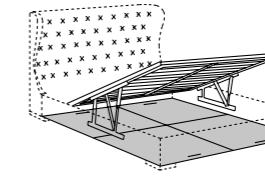
rete élite MM
élite MM slatted base



rete élite ME
élite ME slatted base



sommier a molle
spring bases



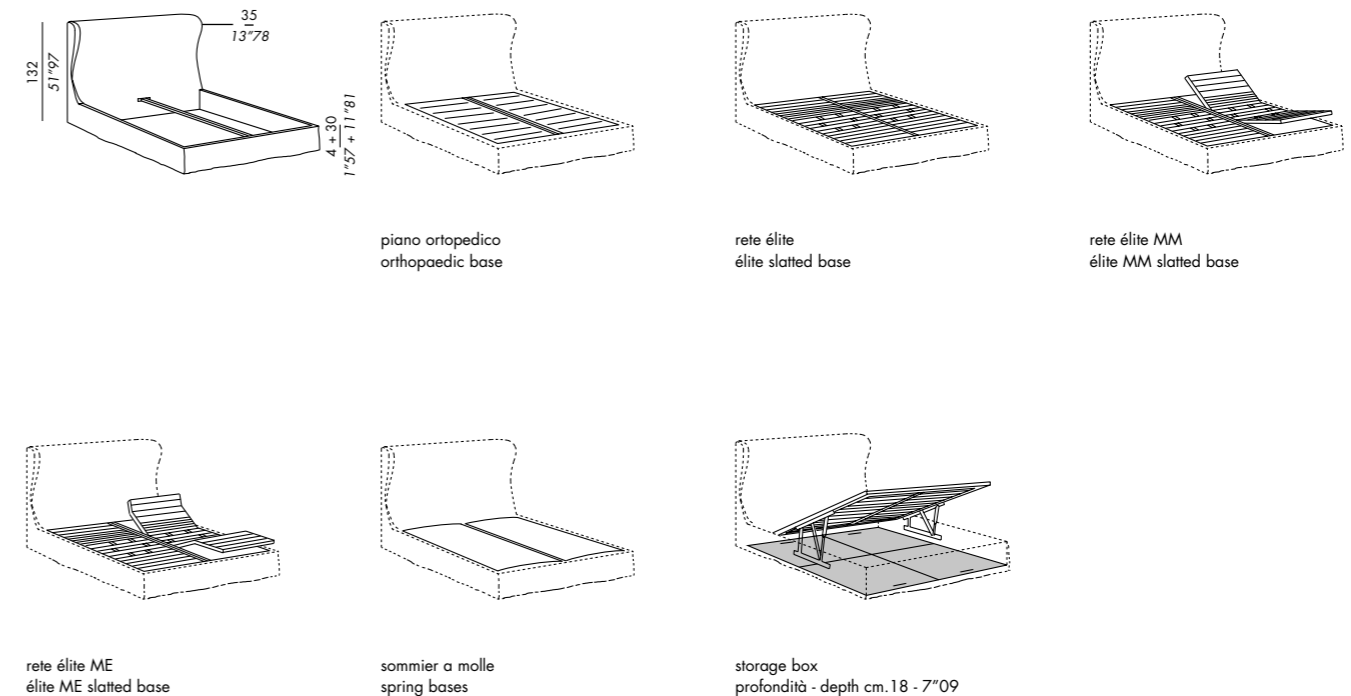
storage box
profondità - depth cm.18 - 7"09

Lauren Ghost

- letto tessile imbottito
 - rivestimento sfoderabile
 - struttura smontabile in legno con traverso centrale in metallo
 - piani letto a scelta con supporti regolabili
no per versione box e spring bases
 - piedini in legno tinto black - light - almond
 - misure speciali:
 - letto max 210 cm (vano interno)
 - rete elite fissa - max 210 cm
 - sommier a molle max 220 cm
- upholstered bed
 - removable cover
 - wooden frame that can be disassembled with metal cross bar
 - mattress supports according to choice, height adjustable - not adjustable for storage facility and spring bases
 - feet in black - light - almond stained wood
 - special sizes:
 - bed max length cm 210 (inner size)
 - fix elite slatted base: max length 210 cm
 - spring base max length 220
- Gepolstertes Bett
 - Abziehbarer Bezug
 - demontierbare Bettseiten (gepolsterte Holzflächen) mit mittlerer Mittelstange aus Metall
 - Unterbett nach Auswahl, mit verstellbaren Trägern - nicht möglich bei Storage Box und Spring Bases
 - Holzfüße black - light - almond gebeizt
 - Sondermaß:
 - Bett max 210 cm (Innenmaß)
 - Fix Elite Lattenrost - max 210 cm
 - Spring base max 220 cm
- lit textile rembourré
 - revêtement déhoussable
 - structure démontable en bois avec barre centrale in métal
 - bases de lits à choix avec supports réglables, pas pour version box et spring-base
 - pieds en bois teinté black - light - almond
 - mesures spéciales
 - lit max 210 cm (pièce interne)
 - sommier elite fixe - max 210 cm
 - sommier métallique max 220 cm
- cama acolchada
 - funda desenfundable
 - estructura en madera desmontable con travesaño central en metal
 - bases de lits a elegir con soportes ajustables - no posible para contenedor y sommier de muelles
 - patas de madera teñida black - light - almond
 - medidas especiales:
 - cama max 210 cm (espacio interior)
 - somier elite fija: - máximo largo de 210 cm
 - somier de muelles máximo de 220 cm

dimensioni disponibili
available sizes

- 170 x 230 (materasso - mattress 160x200)
- 190 x 230 (materasso - mattress 180x200)
- 210 x 230 (materasso - mattress 200x200)
- queen - 163x233 / 64"x92" (materasso - mattress 153x203)
- king - 203x233 / 80"x92" (materasso - mattress 193x203)



Le forme sono le medesime del letto Lauren. A cambiare è la testiera, in questo caso liscia e proposta con un morbido rivestimento sfoderabile, a vantaggio di un look più fresco e informale.

Shapes are the same of the Lauren bed. Just the headboard is different, in this case it is smooth and proposed with a loose removable cover, so that to get a fresher and more casual look.

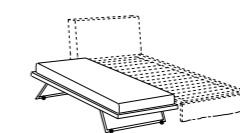
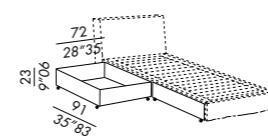


Law

- | | | | | |
|--|---|--|---|---|
| <ul style="list-style-type: none"> • letto tessile imbottito con profilo in tessuto • rivestimento sfoderabile • struttura smontabile in legno e metallo • rete a doghe con telaio portante in metallo • imbottitura in poliuretano indeformabile <p>optionals:</p> <ul style="list-style-type: none"> • materasso per letto • coppia cassetti estraibili con ruote • secondo letto estraibile: con rete a doghe - telaio in metallo - gambe pieghevoli con ruote • materasso per estraibile <p>rivestimenti lavabili solo a secco il profilo può essere a scelta per colore e tessuto</p> <p>uniche dimensioni</p> | <ul style="list-style-type: none"> • upholstered beds with fabric piping • completely removable cover • frame in wood and metal that can be disassembled • bearing base with metal frame and wooden slats • padding in non-deformable polyurethane <p>optionals:</p> <ul style="list-style-type: none"> • mattress • pair of pull-out drawers with castors • pull-out bed: wooden slats and metal frame - folding legs with castors • mattress for pull-out bed <p>dry cleaning only piping can be in a different fabric or colour</p> <p>fixed dimensions</p> | <ul style="list-style-type: none"> • gepolsterte Betten mit Stoffkeder • abziehbarer Bezug • zerlegbares Gestell aus Holz und Metall • Holzlattenrost mit tragendem Metallrahmen • Polsterung aus unverformbaren PU-Schäumen <p>Extras:</p> <ul style="list-style-type: none"> • Matratze • 2 herausziehbare Schubladen mit Rollen - Drahtbox • herausziehbares Bett: Holz Lattenrost mit Metallrahmen - Schwenk-Fussgestell mit Rollen • Matratze für herausziehbares Bett <p>Nur Trockenreinigung Keder kann in einer anderen Farbe oder Stoff sein</p> <p>Einzig verfügbare Maße</p> | <ul style="list-style-type: none"> • lits textiles rembourrés avec passepoil en tissu • revêtement déhoussable • structure démontable en bois et métal • sommier à lattes avec châssis en métal • rembourrage en polyuréthane indéformable <p>optionnel:</p> <ul style="list-style-type: none"> • matelas • pair de tiroirs extractibles avec roulettes • lit gigogne: sommier à lattes et châssis en métal - avec pieds repliables et roulettes • matelas pour lit gigogne <p>nettoyage uniquement à sec passepoil peut être dans une couleur ou tissu différent</p> <p>seules dimensions</p> | <ul style="list-style-type: none"> • cama acolchada con vivo tejido • funda desenfundable • estructura desmontable en madera y metal • somier de láminas y marco portante en metal • relleno en poliuretano indeformable <p>accesorios opcionales:</p> <ul style="list-style-type: none"> • colchón • pareja de cajones extraíbles con ruedas • segunda cama extraíble: somier a láminas y marco en metal con patas plegables y ruedas • colchón para cama extraíble <p>solo lavar en seco vivo puede ser en otro color o tejido</p> <p>únicas medidas</p> |
|--|---|--|---|---|

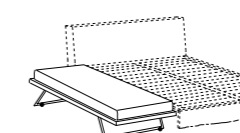
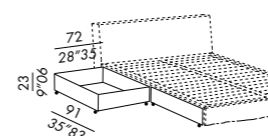
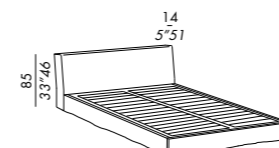
dimensioni disponibili
available sizes

- 100 x 222 (materasso - mattress 90x200)
- 130 x 222 (materasso - mattress 120x200)
- 170 x 222 (materasso - mattress 160x200)
- 190 x 222 (materasso - mattress 180x200)



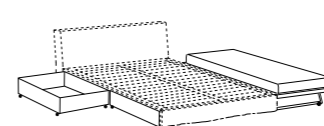
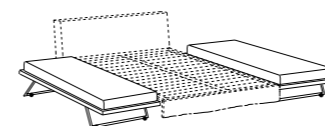
coppia cassetti con ruote
pair of drawers with castors

secondo letto estraibile con materasso (200x80x12)
pull-out spare bed with mattress (78"74x31"50x4"72)



coppia cassetti con ruote
pair of drawers with castors

secondo letto estraibile con materasso (200x80x12)
pull-out spare bed with mattress (78"74x31"50x4"72)



Collezione caratterizzata da forme 'morbidamente squadrate' e dalle dimensioni contenute, che comprende una serie di elementi opzionali, tra cui una coppia di cassetti estraibili con ruote e un secondo letto estraibile.

This collection is characterized by 'softly square' shapes and by moderate sizes, it includes a series of options, among which a couple of extractible drawers with castors and a second extractible bed.



Louis Bed

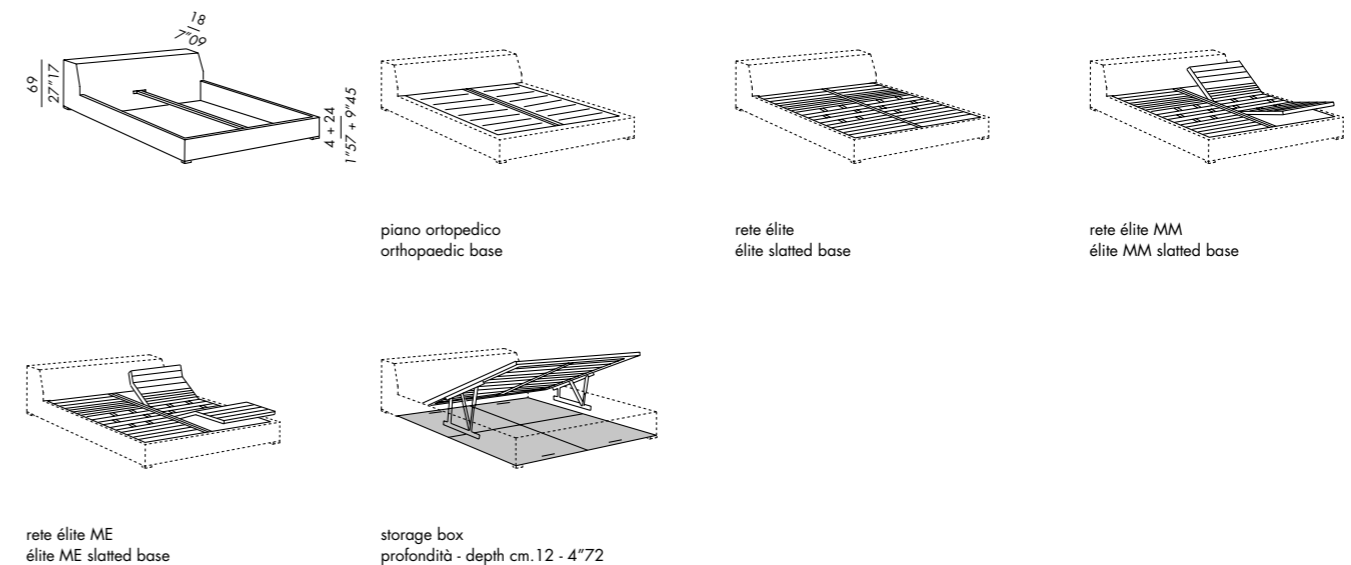
- letto tessile imbottito
 - rivestimento sfoderabile
 - fisso per versione in pelle
 - struttura smontabile in legno con traverso centrale in metallo
 - piani letto a scelta con supporti regolabili no per versione box
 - piedini in legno tinto black
 - misure speciali:
 - letto max 210 cm (vano interno)
 - rete elite fissa - max 210 cm
- upholstered bed
 - removable cover
 - fixed cover for leather version
 - wooden frame that can be disassembled with metal cross bar
 - mattress supports according to choice, height adjustable - not adjustable for storage facility
 - feet in black stained wood
 - special sizes:
 - bed max length cm 210 (inner size)
 - fix elite slatted base: max length 210 cm
- Gepolstertes Bett
 - Abziehbarer Bezug
 - Fester Lederbezug
 - demontierbare Bettseiten (gepolsterte Holzflächen) mit mittlerer Mittelstange aus Metall
 - Unterbett nach Auswahl, mit verstellbaren Trägern - nicht möglich bei Storage Box
 - Holzfüße schwarz gebeizt
 - Sondermaß:
 - Bett max 210 cm (Innenmaß)
 - Fix Elite Lattenrost - max 210 cm
- lit textile rembourré
 - revêtement déhoussable
 - fixe pour version en cuir
 - structure démontable en bois avec barre centrale in métal
 - bases de lits à choix avec supports réglables, pas pour version box
 - pieds en bois teinté black
 - mesures spéciales
 - lit max 210 cm (pièce interne)
 - sommier elite fixe - max 210 cm
- cama acolchada
 - funda desenfundable
 - revestimiento fijo para versión en piel
 - estructura en madera desmontable con travesaño central in metal
 - somieres a elegir con soportes ajustables - no posible para contenedor
 - patas de madera teñida black
 - medidas especiales:
 - cama max 210 cm (espacio interior)
 - somier elite fija: - máximo largo de 210 cm

dimensioni disponibili
available sizes

- 150 x 235 (materasso - mattress 140x200)
- 170 x 235 (materasso - mattress 160x200)
- 190 x 235 (materasso - mattress 180x200)
- 210 x 235 (materasso - mattress 200x200)
- queen - 163x238 / 64"x94" (materasso - mattress 153x203)
- king - 203x238 / 80"x94" (materasso - mattress 193x203)

La discreta, non ostentata eleganza che connota l'intera produzione Meridiani sembra sintetizzata in questo letto dalle proporzioni perfette e dal fascino contemporaneo. Il modello è interamente sfoderabile, tranne che per la versione in pelle.

The discrete, understated elegance, characterizing the whole Meridiani production, seems to be summarized in this bed, showing perfect proportions and a contemporary glamour. The model has removable cover, except the version in leather.





Louis Up Bed

- letto tessile imbottito
- rivestimento sfoderabile
- fisso per versione in pelle
- struttura smontabile in legno con traverso centrale in metallo
- piani letto: solo rete elite - elite MM
- piedini in metallo: matt black black nickel
- misure speciali:
- letto max 210 cm (vano interno)
- rete elite fissa - max 210 cm

- upholstered bed
- removable cover
- fixed cover for leather version
- wooden frame that can be disassembled with metal cross bar
- mattress supports: elite slatted base - elite MM
- metal feet: matt black black nickel
- special sizes:
- bed max length cm 210 (inner size)
- fix elite slatted base: max length 210 cm

- gepolstertes Bett
- abziehbarer Bezug
- fester Lederbezug e
- demontierbare Bettseiten (gepolsterte Holzflächen) mit Metall Mittelstange
- Unterbett: Elite Lattenrost - Elite MM
- Metallfüße: matt black black nickel
- Sondermaß:
- Bett max 210 cm (Innenmaß)
- Fix Elite Lattenrost - max 210 cm

- lit textile rembourré
- revêtement déhoussable
- fixe pour version en cuir
- structure démontable en bois avec barre centrale en métal
- bases de lit: sommier elite - elite MM
- pieds en métal: matt black black nickel
- mesures spéciales
- lit max 210 cm (pièce interne)
- sommier elite fixe - max 210 cm

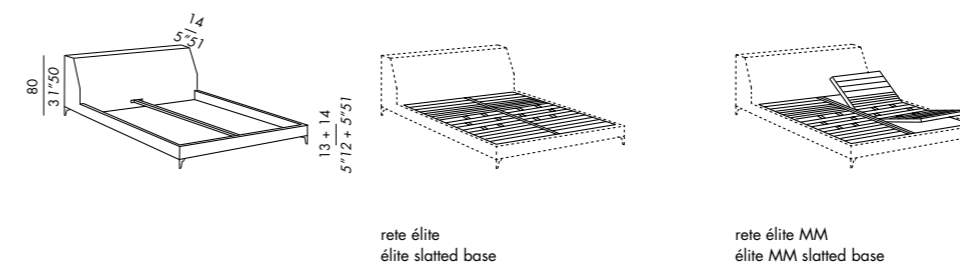
- cama acolchada
- funda desenfundable
- revestimiento fijo para versión en piel
- estructura en madera desmontable con travesaño central en metal
- somieres a elegir: somier elite - elite MM
- patas en metal: matt black black nickel
- medidas especiales:
- cama max 210 cm (espacio interior)
- somier elite fija: - máximo largo de 210 cm

dimensioni disponibili
available sizes

- 170 x 230 (materasso - mattress 160x200)
- 190 x 230 (materasso - mattress 180x200)
- 210 x 230 (materasso - mattress 200x200)
- queen - 163x233 / 64"x92" (materasso - mattress 153x203)
- king - 203x233 / 80"x92" (materasso - mattress 193x203)

Letto tessile imbottito il cui ricercato rigore progettuale è temperato e alleggerito da un dettaglio che cattura immediatamente lo sguardo: i leggeri piedini in metallo che sospendono il letto.

Upholstered textile bed, whose severe and refined design is tempered and simplified by a detail catching immediately the eye: light metal feet which suspend the bed.





Oliver

Due i dettagli che caratterizzano visivamente questo letto tessile imbottito: la testiera, capace di comunicare un'immediata sensazione di relax e realizzata con materiali super soft e i raffinati piedini a vista realizzati in legno tinto black.

There are two details which distinguish this upholstered textile bed: the headboard, conveying an immediate feeling of relax, made of super soft materials and the refined feet at sight, made in black stained wood.





- letto tessile imbottito
 - rivestimento sfoderabile
 - struttura smontabile in legno con traverso centrale in metallo
 - testiera supersoffice in poliuretano espanso e fibra poliestere
 - piani letto: solo rete élite - élite MM
 - piedini in legno tinto black
- misure speciali:
- letto max 210 cm (vano interno)
 - rete élite fissa - max 210 cm

- upholstered bed
 - removable cover
 - wooden frame that can be disassembled with metal cross bar
 - headboard in polyurethane foam and polyester fiber
 - mattress supports: élite slatted base - élite MM
 - feet in black
- special sizes:
- bed max length cm 210 (inner size)
 - fix élite slatted base: max length 210 cm

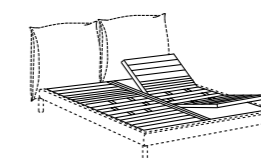
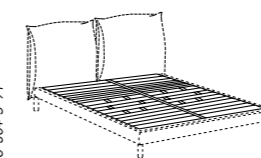
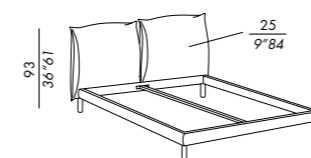
- Gepolstertes Bett
 - Abziehbarer Bezug
 - demontierbare Bettseiten (gepolsterte Holzflächen) mit mittlerer Mittelstange aus Metall
 - Kopfteilkissen aus PU-Schäumen und Polyesterfaser
 - Unterbett: Elite Lattenrost - Elite MM
 - Holzfüße black gebeizt
- Sondermaß:
- Bett max 210 cm (Innenmaß)
 - Fix Elite Lattenrost - max 210 cm

- lit textile rembourré
 - revêtement déhoussable
 - structure démontable en bois avec barre centrale en métal
 - coussins tête de lit en polyuréthane expansé et fibre polyester
 - bases de lit: sommier élite - élite MM
 - pieds en bois teinté black
- mésures spéciales:
- lit max 210 cm (pièce interne)
 - sommier élite fixe - max 210 cm

- cama acolchada
 - revestimiento desenfundable
 - estructura desmontable en madera con travesaño central en metal
 - cojines cabecera en poliuretano expandido y fibra poliester
 - somieres a elegir: somier élite - élite MM
 - patas en roble teñido black
- medidas especiales:
- cama max 210 cm (espacio interior)
 - somier élite fija: - máximo largo de 210 cm

dimensioni disponibili
available sizes

- 195 x 230 (materasso - mattress 160x200)
- 215 x 230 (materasso - mattress 180x200)
- 235 x 230 (materasso - mattress 200x200)
- queen - 188x233 / 74"x92" (materasso - mattress 153x203)
- king - 228x233 / 90"x92" (materasso - mattress 193x203)



rete élite
élite slatted base

rete élite MM
élite MM slatted base

Scott Bed

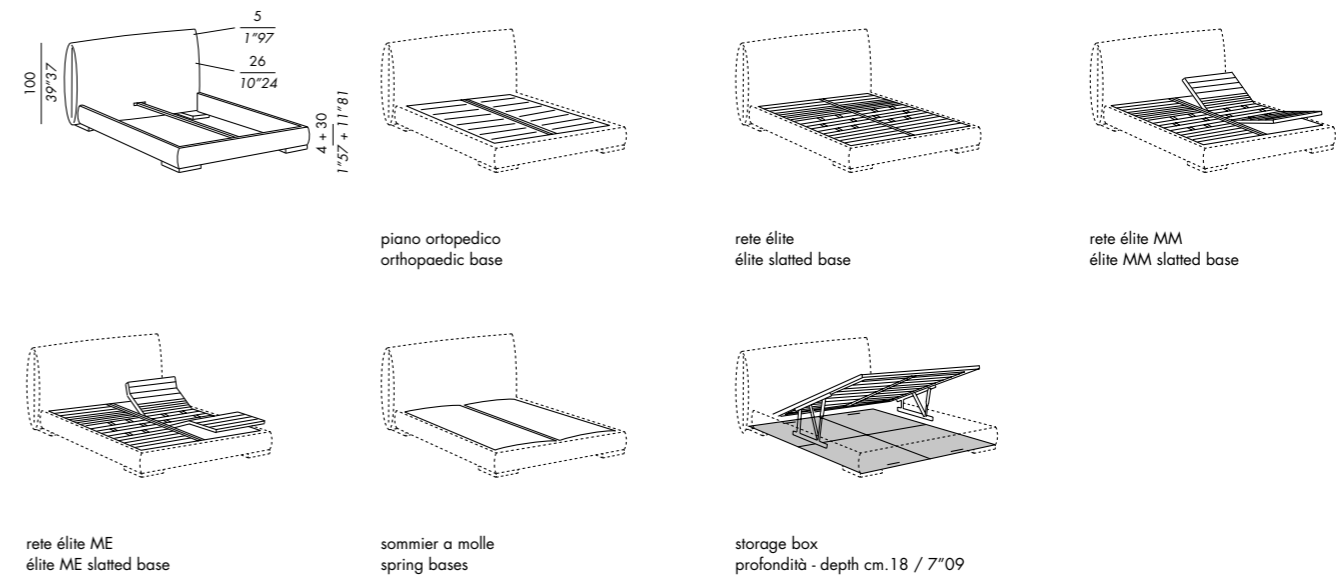
- letto tessile imbottito
 - rivestimento sfoderabile
 - struttura smontabile in legno con traverso centrale in metallo
 - piani letto a scelta con supporti regolabili
no per versione box e spring bases
 - piedini in legno tinto black - light - almond
 - misure speciali:
 - letto max 210 cm (vano interno)
 - rete elite fissa - max 210 cm
 - sommier a molle max 220 cm
- upholstered bed
 - removable cover
 - wooden frame that can be disassembled with metal cross bar
 - mattress supports according to choice, height adjustable - not adjustable for storage facility and spring bases
 - feet in black - light - almond stained oak
 - special sizes:
 - bed max length cm 210 (inner size)
 - fix elite slatted base: max length 210 cm
 - spring base max length 220
- Gepolstertes Bett
 - Abziehbarer Bezug
 - demontierbare Bettseiten (gepolsterte Holzflächen) mit mittlerer Mittelstange aus Metall
 - Unterbett nach Auswahl, mit verstellbaren Trägern - nicht möglich bei Storage Box und Spring Bases
 - Holzfüße black - light - almond gebeizt
 - Sondermaß:
 - Bett max 210 cm (Innenmaß)
 - Fix Elite Lattenrost - max 210 cm
 - Spring base max 220 cm
- lit textile rembourré
 - revêtement déhoussable
 - structure démontable en bois avec barre centrale en métal
 - bases de lits à choix avec supports réglables, pas pour version box et spring-base
 - pieds en bois teinté black - light - almond
 - mesures spéciales
 - lit max 210 cm (pièce interne)
 - sommier elite fixe - max 210 cm
 - sommier métallique max 220 cm
- cama acolchada
 - funda desenfundable
 - estructura en madera desmontable con travesaño central en metal
 - somieres a elegir con soportes ajustables - no posible para contenedor y sommier de muelles
 - patas de madera teñida black - light - almond
 - medidas especiales:
 - cama max 210 cm (espacio interior)
 - somier elite fija: - máximo largo de 210 cm
 - somier de muelles máximo de 220 cm

dimensioni disponibili available sizes

- 120 x 235 (materasso - mattress 100x200)
- 160 x 235 (materasso - mattress 140x200)
- 180 x 235 (materasso - mattress 160x200)
- 200 x 235 (materasso - mattress 180x200)
- 220 x 235 (materasso - mattress 200x200)
- queen - 173x238 / 68"x94" (materasso - mattress 153x203)
- king - 213x238 / 84"x94" (materasso - mattress 193x203)

Letto tessile imbottito che si distingue per il ricercato contrasto formale tra la forma geometrica e squadrata della testiera e lo sviluppo morbido e lievemente curvato della struttura. Il rivestimento è completamente sfoderabile.

Upholstered textile bed which is characterized by the refined formal contrast between the geometric square shape of the headboard and the smooth and slightly curved shape of the frame. The cover is totally removable.





Stone

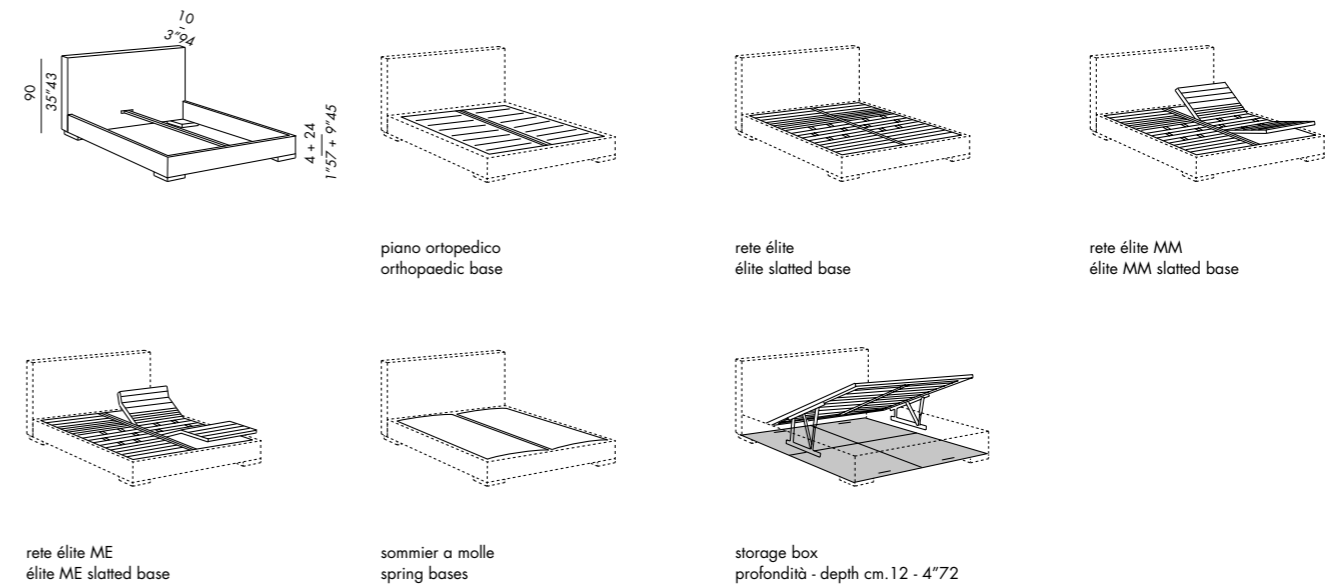
- letto tessile imbottito
 - rivestimento sfoderabile
 - fisso per versione in pelle
 - struttura smontabile in legno con traverso centrale in metallo
 - piani letto a scelta con supporti regolabili
no per versione box e spring bases
 - piedini in legno tinto black - light - almond
 - misure speciali:
 - letto max 210 cm (vano interno)
 - rete elite fissa - max 210 cm
 - sommier a molle max 220 cm
- upholstered bed base
 - removable cover
 - fixed cover for leather version
 - wooden frame that can be disassembled with metal cross bar
 - mattress supports according to choice, height adjustable - not adjustable for storage facility and spring bases
 - feet in black - light - almond stained wood
 - special sizes:
 - bed max length cm 210 (inner size)
 - fix elite slatted base: max length 210 cm
 - spring base max length 220
- Gepolstertes Bett
 - Abziehbarer Bezug
 - Fester Lederbezug
 - demontierbare Bettseiten (gepolsterte Holzflächen) mit mittlerer Mittelstange aus Metall
 - Unterbett nach Auswahl, mit verstellbaren Trägern - nicht möglich bei Storage Box und Spring Bases
 - Holzfüße black - light - almond gebeizt
 - Sondermaß:
 - Bett max 210 cm (Innenmaß)
 - Fix Elite Lattenrost - max 210 cm
 - Spring base max 220 cm
- lit textile rembourré
 - revêtement déhoussable
 - fixe pour version en cuir
 - structure démontable en bois avec barre centrale in métal
 - bases de lits à choix avec supports réglables, pas pour version box et spring-base
 - pieds en bois teinté black - light - almond
 - mesures spéciales
 - lit max 210 cm (pièce interne)
 - sommier elite fixe - max 210 cm
 - sommier métallique max 220 cm
- cama acolchada
 - funda desenfundable
 - revestimiento fijo para versión en piel
 - estructura en madera desmontable con travesaño central en metal
 - somieres a elegir con soportes ajustables - no posible para contenedor y sommier de muelles
 - patas de madera teñida black - light - almond
 - medidas especiales:
 - cama max 210 cm (espacio interior)
 - somier elite fija: - máximo largo de 210 cm
 - somier de muelles máximo de 220 cm

dimensioni disponibili
available sizes

- 110 x 215 (materasso - mattress 100x200)
- 150 x 215 (materasso - mattress 140x200)
- 170 x 215 (materasso - mattress 160x200)
- 190 x 215 (materasso - mattress 180x200)
- 210 x 215 (materasso - mattress 200x200)
- queen - 163x218 / 64"x86" (materasso - mattress 153x203)
- king - 203x218 / 80"x86" (materasso - mattress 193x203)

Un inno alla proporzione, alla semplicità delle linee, al rifiuto del superfluo. È quanto comunica l'estetica pura di questo letto tessile imbottito dalla struttura smontabile in legno, con traverso centrale in metallo.

A tribute to proportion, to the simplicity of lines, to refusal of unnecessary. This is what the pure appearance of this upholstered textile bed - whose wooden frame, with central metal bar, can be disassembled - is transmitting to us.





Stone Plus



Letto tessile imbottito dai medesimi requisiti estetici e strutturali di Stone, solo proposto in una versione con giroletto e testiera più alti.

Upholstered textile bed having the same structural and formal characteristics of Stone, just proposed in a version with a higher bed frame and headboard.



- letto tessile imbottito
- rivestimento sfoderabile
- fisso per versione in pelle
- struttura smontabile in legno con traverso centrale in metallo
- piani letto a scelta con supporti regolabili
no per versione box e spring bases
- piedini in legno tinto black - light - almond
- misure speciali:
- letto max 210 cm (vano interno)
- rete elite fissa - max 210 cm
- sommier a molle max 220 cm
- upholstered bed base
- removable cover
- fixed cover for leather version
- wooden frame that can be disassembled with metal cross bar
- mattress supports according to choice, height adjustable - not adjustable for storage facility and spring bases
- feet in black - light - almond stained wood
- special sizes:
- bed max length cm 210 (inner size)
- fix elite slatted base: max length 210 cm
- spring base max length 220

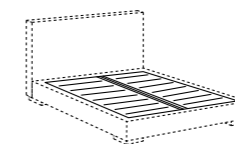
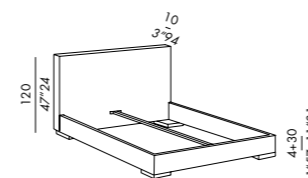
- Gepolstertes Bett
- Abziehbarer Bezug
- Fester Lederbezug
- demontierbare Bettseiten (gepolsterte Holzflächen) mit mittlerer Mittelstange aus Metall
- Unterbett nach Auswahl, mit verstellbaren Trägern - nicht möglich bei Storage Box und Spring Bases
- Holzfüße black - light - almond gebeizt
- Sondermaß:
- Bett max 210 cm (Innenmaß)
- Fix Elite Lattenrost - max 210 cm
- Spring base max 220 cm

- lit textile rembourré
- revêtement déhoussable
- fixe pour version en cuir
- structure démontable en bois avec barre centrale in métal
- bases de lits à choix avec supports réglables, pas pour version box et spring-base
- pieds en bois teinté black - light - almond
- mesures spéciales
- lit max 210 cm (pièce interne)
- sommier elite fixe - max 210 cm
- sommier métallique max 220 cm

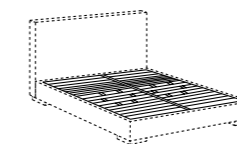
- cama acolchada
- funda desenfundable
- revestimiento fijo para versión en piel
- estructura en madera desmontable con travesaño central in metal
- somieres a elegir con soportes ajustables - no posible para contenedor y sommier de muelles
- patas de madera teñida black - light - almond
- medidas especiales:
- cama max 210 cm (espacio interior)
- somier elite fija: - máximo largo de 210 cm
- somier de muelles máximo de 220 cm

dimensioni disponibili
available sizes

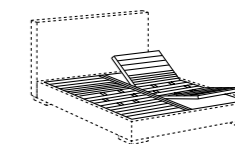
- 110 x 215 (materasso - mattress 100x200)
- 150 x 215 (materasso - mattress 140x200)
- 170 x 215 (materasso - mattress 160x200)
- 190 x 215 (materasso - mattress 180x200)
- 210 x 215 (materasso - mattress 200x200)
- queen - 163x218 / 64"x86" (materasso - mattress 153x203)
- king - 203x218 / 80"x86" (materasso - mattress 193x203)



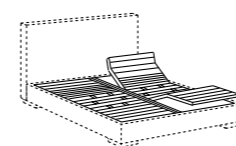
piano ortopedico
orthopaedic base



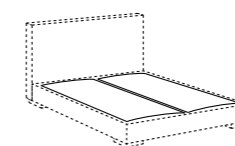
rete elite
elite slatted base



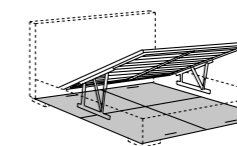
rete elite MM
elite MM slatted base



rete elite ME
elite ME slatted base



sommier a molle
spring bases



storage box
profondità - depth cm.12 - 4"72

Stone Up

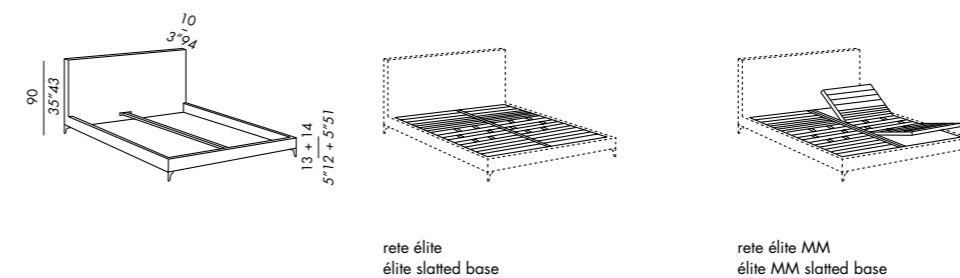
- letto tessile imbottito
- rivestimento sfoderabile
- fisso per versione in pelle
- struttura smontabile in legno con traverso centrale in metallo
- piani letto: solo rete élite - élite MM
- piedini in metallo: matt black black nickel
- misure speciali:
 - letto max 210 cm (vano interno)
 - rete élite fissa - max 210 cm
- upholstered bed
- removable cover
- fixed cover for leather version
- wooden frame that can be disassembled with metal cross bar
- mattress supports: élite slatted base - élite MM
- metal feet: matt black black nickel
- special sizes:
 - bed max length cm 210 (inner size)
 - fix élite slatted base: max length 210 cm
- gepolstertes Bett
- abziehbarer Bezug
- fester Lederbezug e
- demontierbare Bettseiten (gepolsterte Holzflächen) mit Metall Mittelstange
- Unterbett: Elite Lattenrost - Elite MM
- Metallfüße: matt black black nickel
- Sondermaß:
 - Bett max 210 cm (Innenmaß)
 - Fix Elite Lattenrost - max 210 cm
- lit textile rembourré
- revêtement déhoussable
- fixe pour version en cuir
- structure démontable en bois avec barre centrale in métal
- bases de lit: sommier élite - élite MM
- pieds en métal: matt black black nickel
- mesures spéciales:
 - lit max 210 cm (pièce interne)
 - sommier élite fixe - max 210 cm
- cama acolchada
- funda desenfundable
- revestimiento fijo para versión en piel
- estructura en madera desmontable con travesaño central en metal
- somieres a elegir: somier élite - élite MM
- patas en metal: matt black black nickel
- medidas especiales:
 - cama max 210 cm (espacio interior)
 - somier élite fija: - máximo largo de 210 cm

dimensioni disponibili available sizes

- 110 x 215 (materasso - mattress 100x200)
- 150 x 215 (materasso - mattress 140x200)
- 170 x 215 (materasso - mattress 160x200)
- 190 x 215 (materasso - mattress 180x200)
- 210 x 215 (materasso - mattress 200x200)
- queen - 163x218 / 64"x86" (materasso - mattress 153x203)
- king - 203x218 / 80"x86" (materasso - mattress 193x203)

Ancora una reinterpretazione di uno dei letti classici della collezione Meridiani, presentato in una versione 'alleggerita' dalla presenza di piedini a vista di grande pulizia progettuale e realizzati in metallo matt black e black nickel.

Another reinterpretation of one of the classic beds of Meridiani collection, presented in a version which is lightened by the presence of feet at sight, showing a great elegance of design and made in matt black varnished metal or black nickel.





Timothy Bed Timothy Kuoio Bed

Versione traslata in letto dell'omonimo divano, di cui riprende le proporzioni impeccabili e il gusto per la bellezza che si ritrova anche nei dettagli. Il letto è disponibile con fasce struttura imbottite in tessuto o pelle e piedini in metallo nero o, nella versione Timothy Kuoio, con fasce struttura in cuoio di un colore a scelta, inserti angolari in metallo color ottone e, a proposito di cura estetica dei dettagli, con piedini in metallo con puntale disegnato in color ottone e rivestiti in cuoio nello stesso colore della struttura.

Translated version of the sofa having the same name into a bed, taking from the sofa faultless proportions and zest for beauty to be found also in the details. The bed is available with upholstered side- and- footboards in fabric or leather and black metal feet or, in the version Timothy Kuoio with structural boards in saddle leather, color at choice, corner inserts in metal color brass and - speaking of attention to detail - with metal feet with designed tip in brass color, covered in saddle leather of the same color as the frame.





- letto tessile imbottito sfoderabile
- fissi per versione in pelle
- struttura in metallo verniciato
- cuscini testiera con struttura in legno e imbottiture in poliuretano a densità differenziate, schiuma viscoelastica e fibre poliestere
- piani letto: solo piani ortopedici

Timothy
 • fasce struttura imbottite in tessuto o pelle

Timothy Kuoi
 • fasce struttura in cuoio colore a scelta

• inserti angolari metallo colore ottone

• piedini in metallo con puntale disegnato colore ottone e rivestiti in cuoio colore struttura

uniche dimensioni

- upholstered bed with removable cover
- fixed cover for leather version
- painted metal frame
- headboard cushions with wooden frame, padding in polyurethane with different densities, viscoelastic foam and polyester fiber
- bed bases: only with orthopaedic panels

Timothy
 • padded frame bands covered in fabric or leather

• black colour varnished metal feet

Timothy Kuoi
 • frame panels in saddle leather - color as per sample box

• metal corner inserts in varnished bronzed brass

• metal feet covered in saddle leather (same color as frame) with designed tip in varnished bronze fixed dimensions

- gepolstertes Bett mit abziehbarem Bezug
- fester Lederbezug
- Gestell aus schwarzem Metall
- Kopfteilkissen mit Holzgestell und Polsterung in Polyurethanschaum unterschiedlicher Dichte mit viskoelastischem Schaum und Polyesterfasern
- Unterbett: nur orthopädischer Lattenrost

Timothy
 • gepolsterte Rahmen mit Stoff oder Leder

• Metallfuß schwarzen Farbe lackiert

Timothy Kuoi
 • Rahmen aus Kernleder, Farbe nach Auswahl

• Metalleckeinsätze in Messingfarbe

• Metallfüße mit Messingspitze und mit Kernleder bezogen, selber Farbe des Gestelles

Einzig verfügbare Maße

- lit textile rembourré déhoussable
- fixes pour version en cuir
- structure en métal verni
- coussins tête de lit avec structure en bois et rembourrage en polyuréthane à densités différenciées, avec mousse viscoélastique et fibre polyester
- bases de lit: seulement base orthopédique

Timothy
 • bordures de la structure rembourrées en tissu ou cuir

• pieds en métal verni couleur noir

Timothy Kuoi
 • bordure de la structure en cuir sellier, couleur à choix

• détails angulaires en métal couleur laiton

• pieds en métal avec embout couleur laiton et revêtis en cuir sellier même couleur que la structure

seules dimensions

- cama acolchada desenfundable
- fijo para versión en piel
- estructura en metal barnizado
- cojines de cabezal con estructura de madera y rellenos en poliuretano con densidad diferenciada, espuma viscoelástica y fibras de poliéster
- bases cama: sólo con bases ortopédicas

Timothy
 • bandas de la estructura acolchadas en tela o piel

• patas en metal barnizado color negro

Timothy Kuoi
 • bandas estructura de cuero - color a elección

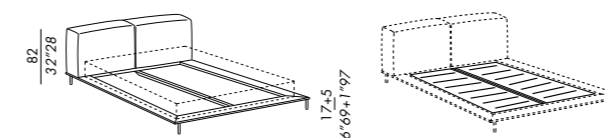
• insertos angulares color latón

• patas en metal con punta color latón y revestidas en cuero en el color de la estructura

únicas medidas

dimensioni disponibili
 available sizes

- timothy - 170 x 230 (materasso - mattress 160x200)
- timothy kuoi - 170 x 230 (materasso - mattress 160x200)
- timothy - 190 x 230 (materasso - mattress 180x200)
- timothy kuoi - 190 x 230 (materasso - mattress 180x200)
- timothy - 210 x 230 (materasso - mattress 200x200)
- timothy kuoi - 210 x 230 (materasso - mattress 200x200)



piano ortopedico
 orthopaedic base

Turman

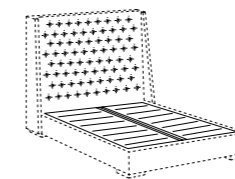
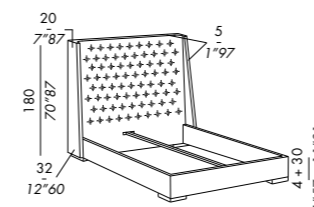
- letto tessile imbottito
 - rivestimento testiera con lavorazione capitonné - non sfoderabile
 - struttura smontabile in legno con traverso centrale in metallo
 - piani letto a scelta con supporti regolabili
no per versione box e spring bases
 - piedini in legno tinto black - light - almond
 - misure speciali:
 - letto max 210 cm (vano interno)
 - rete élite fissa - max 210 cm
 - sommier a molle max 220 cm
- upholstered bed
 - headboard with quilted not removable cover
 - wooden frame that can be disassembled with metal cross bar
 - mattress supports according to choice, height adjustable - not adjustable for storage facility and spring bases
 - feet in black - light - almond stained wood
 - special sizes:
 - bed max length cm 210 (inner size)
 - fix élite slatted base: max length 210 cm
 - spring base max length 220
- Gepolstertes Bett
 - kapitoniertes Kopfteil mit festem Bezug
 - demontierbare Bettseiten (gepolsterte Holzflächen) mit mittlerer Mittelstange aus Metall
 - Unterbett nach Auswahl, mit verstellbaren Trägern - nicht möglich bei Storage Box und Spring Bases
 - Holzfüße black - light - almond gebeizt
 - Sondermaß:
 - Bett max 210 cm (Innenmaß)
 - Fix Elite Lattenrost - max 210 cm
 - Spring base max 220 cm
- lit textile rembourré
 - tête de lit capitonné - non déhoussable
 - structure démontable en bois avec barre centrale in métal
 - bases de lits à choix avec supports réglables, pas pour version box et spring-base
 - pieds en bois teinté black - light - almond
 - mesures spéciales
 - lit max 210 cm (pièce interne)
 - sommier élite fixe - max 210 cm
 - sommier métallique max 220 cm
- cama acolchada
 - cabecera con revestimiento fijo capitonné
 - estructura en madera desmontable con travesaño central en metal
 - somieres a elegir con soportes ajustables - no posible para contenedor y sommier de muelles
 - patas de madera teñida black - light - almond
 - medidas especiales:
 - cama max 210 cm (espacio interior)
 - somier élite fija: - máximo largo de 210 cm
 - somier de muelles máximo de 220 cm

dimensioni disponibili
available sizes

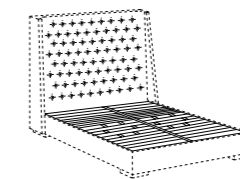
- 180 x 225 (materasso - mattress 160x200)
- 200 x 225 (materasso - mattress 180x200)
- 220 x 225 (materasso - mattress 200x200)
- queen - 173x228 / 68"x90" (materasso - mattress 153x203)
- king - 213x228 / 84"x90" (materasso - mattress 193x203)

Eleganza, rigore, omaggi alla tradizione: sono le parole d'ordine attorno a cui si sviluppa uno dei letti più austeri della collezione, evidentemente connotato dall'amplissima testiera capitonné in grado di arredare uno spazio con la forza della sua evidenza estetica.


Elegance, accuracy, presents to tradition: these are the passwords around which one of the most severe beds of the collection evolves, clearly characterized by a very large capitonné headboard. This headboard allows to decorate a space with the strength of its aesthetic definiteness.




piano ortopedico
orthopaedic base



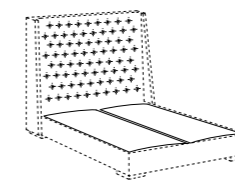
rete élite
élite slatted base



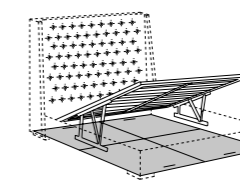
rete élite MM
élite MM slatted base



rete élite ME
élite ME slatted base



sommier a molle
spring bases



storage box
profondità - depth cm. 18 / 7''09

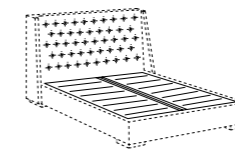
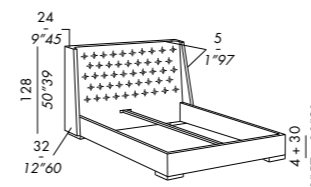


Turman Low

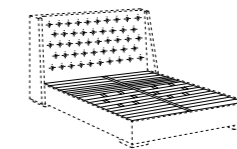
- letto tessile imbottito
 - rivestimento testiera con lavorazione capitonné - non sfoderabile
 - struttura smontabile in legno con traverso centrale in metallo
 - piani letto a scelta con supporti regolabili
no per versione box e spring bases
 - piedini in legno tinto black - light - almond
 - misure speciali:
 - letto max 210 cm (vano interno)
 - rete élite fissa - max 210 cm
 - sommier a molle max 220 cm
- upholstered bed
 - headboard with quilted not removable cover
 - wooden frame that can be disassembled with metal cross bar
 - mattress supports according to choice, height adjustable - not adjustable for storage facility and spring bases
 - feet in black - light - almond stained wood
 - special sizes:
 - bed max length cm 210 (inner size)
 - fix élite slatted base: max length 210 cm
 - spring base max length 220
- Gepolstertes Bett
 - kapitoniertes Kopfteil mit festem Bezug
 - demontierbare Bettseiten (gepolsterte Holzflächen) mit mittlerer Mittelstange aus Metall
 - Unterbett nach Auswahl, mit verstellbaren Trägern - nicht möglich bei Storage Box und Spring Bases
 - Holzfüße black - light - almond gebeizt
 - Sondermaß:
 - Bett max 210 cm (Innenmaß)
 - Fix Elite Lattenrost - max 210 cm
 - Spring base max 220 cm
- lit textile rembourré
 - tête de lit capitonné - non déhoussable
 - structure démontable en bois avec barre centrale in métal
 - bases de lits à choix avec supports réglables, pas pour version box et spring-base
 - pieds en bois teinté black - light - almond
 - mesures spéciales
 - lit max 210 cm (pièce interne)
 - sommier élite fixe - max 210 cm
 - sommier métallique max 220 cm
- cama acolchada
 - cabecera con revestimiento fijo capitonné
 - estructura en madera desmontable con travesaño central en metal
 - somieres a elegir con soportes ajustables - no posible para contenedor y sommier de muelles
 - patas de madera teñida black - light - almond
 - medidas especiales:
 - cama max 210 cm (espacio interior)
 - somier élite fija: - máximo largo de 210 cm
 - somier de muelles máximo de 220 cm

dimensioni disponibili
available sizes

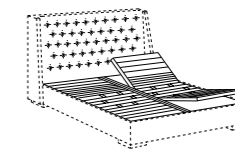
- 180 x 225 (materasso - mattress 160x200)
- 200 x 225 (materasso - mattress 180x200)
- 220 x 225 (materasso - mattress 200x200)
- queen - 173x228 / 68"x90" (materasso - mattress 153x203)
- king - 213x228 / 84"x90" (materasso - mattress 193x203)




piano ortopedico
orthopaedic base



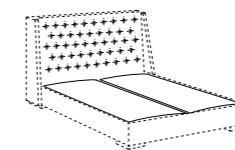
rete élite
élite slatted base



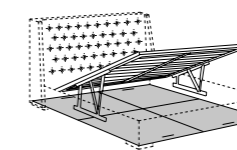
rete élite MM
élite MM slatted base



rete élite ME
élite ME slatted base



sommier a molle
spring bases



storage box
profondità - depth cm.18 / 7"09

Nella versione Low del letto Turman, la testiera ripropone la lavorazione capitonné, ma con un'altezza inferiore.

In the Low version of Turman bed the headboard has still a capitonné manufacturing but a lower height.

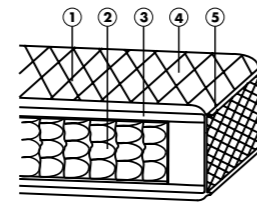


Materassi Mattresses

bert 98
bob 99
milord 100
ned 101
ned plus 102
nelson 103
omer 104
topper 105
topper plus 106
sofa bed 107



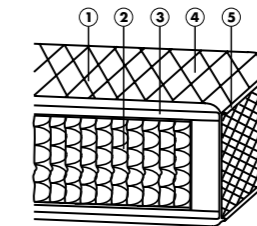
Bert



bert - h 20 cm. - 7"87

- 1 caratteristiche:
materasso a molle indipendenti ortopedico - box system
- 2 molleggio:
molle insacchettate - 250 molle/m²
- 3 imbottitura:
fibra poliestere anallergica 200 g/m² - isolante in poliuretano portante e doppi feltri termosaldati
- 4 tessuto:
cotone bianco trapuntato - meridiani actigard antiacaro - con sottofodera
- 5 finitura:
rivestimento bordato sfoderabile con lampo - lavabile a secco

Bob



bob - h 30 cm. - 11"81

- 1 caratteristiche:
materasso a molle indipendenti ortopedico
- 2 molleggio:
molle insacchettate - 1000 piccole molle/ m² (circa)
- 3 imbottitura:
fibra poliestere anallergica 200 g/m² - isolante in poliuretano viscoelastico
- 4 tessuto:
cotone bianco trapuntato - meridiani actigard antiacaro - con sottofodera
- 5 finitura:
rivestimento bordato sfoderabile con lampo - lavabile a secco

- 1 features:
independent spring mattress - box system
- 2 springing:
encased springs - 250 springs/m²
- 3 padding:
non-allergenic polyester fibre 200 g/m² - insulating load-bearing polyurethane layer and double welded felts
- 4 fabric:
quilted white cotton - meridiani actigard antimite - with lining
- 5 finish:
removable hemmed cover - dry cleaning

- 1 Merkmale:
orthopädische Taschenfederkern-Matratze - Box System
- 2 Federung:
Taschenfeder - 250 Feder/m²
- 3 Füllung:
antiallergische Polyesterfaser 200 g/m² - Tragendes Isolierpolyurethan und geschweißte Doppelfilze
- 4 Bezug:
weiß gesteppter Meridiani BWstoff - mit Actigard Anti-Milben-Behandlung. Mit Unterbezug abziehbarer Bezug mit Kanten und Reißverschluss. Trockenreinigung
- 5 Ausführung:
abziehbarer Bezug mit Kanten und Reißverschluss. Trockenreinigung

- 1 caractéristiques:
matelas orthopédique à ressorts indépendants - box system
- 2 suspension:
ressorts ensachées - 250 ressorts/m²
- 3 rembourrage:
fibre polyester anallergique 200 g/m² - isolant en polyuréthane portant et double feutres thermo-soudés
- 4 tissu:
coton blanc matelassé - meridiani actigard anti acarien - avec doublure
- 5 finition:
revêtement avec profil, déhoussable avec zip - nettoyable à sec

- 1 características:
colchón de muelles independientes ortopédico - estructura box-system
- 2 suspensión:
muelles ensacados independientes - densidad 250 muelles/m²
- 3 relleno:
fibra poliéster no alérgica 200 g/m² - poliuretano de refuerzo y doble fieltros termofijados
- 4 funda:
algodón blanco pespunteado - meridiani actigard antiácaro - con forro
- 5 acabado:
revestimiento perfilado desenfundable con cremallera - lavable en seco

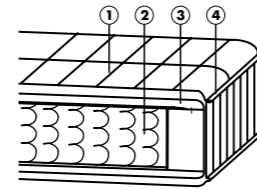
- 1 features:
independent spring mattress
- 2 springing:
encased springs - 1000 small springs/ m² (approx.)
- 3 padding:
non-allergenic polyester fibre 200 g/m² - insulating load-bearing polyurethane layer with lining
- 4 fabric:
quilted white cotton - meridiani actigard antimite - with lining
- 5 finish:
zipped removable hemmed cover - dry cleaning only

- 1 caractéristiques:
matelas orthopédique à ressorts indépendants
- 2 suspension:
ressorts ensachées - 1000 ressorts/m² (environ)
- 3 rembourrage:
fibre polyester anallergique 200 g/m² - isolant en polyuréthane viscoélastique
- 4 tissu:
coton blanc matelassé - meridiani actigard anti acarien - avec doublure
- 5 finition:
revêtement déhoussable avec profil et zip - nettoyable à sec

- 1 Merkmale:
orthopädische Taschenfederkern-Matratze
- 2 Federung:
Taschenfeder - 1000 kleine Feder/ m² (ungefähr)
- 3 Füllung:
viskoelastisches Isolierpolyurethan
- 4 Bezug:
weiß gesteppter Meridiani BWstoff - mit Actigard Anti-Milben-Behandlung. Mit Unterbezug abziehbarer Bezug mit Kanten und Reißverschluss. Trockenreinigung
- 5 Ausführung:
abziehbarer Bezug mit Kanten und Reißverschluss. Trockenreinigung

- 1 características:
colchón de muelles independientes ortopédico
- 2 suspensión:
muelles ensacados independientes - 1000 muelles pequeños / m² (aprox.)
- 3 relleno:
fibra poliéster no alérgica 200 g/m² - aislante en poliuretano viscoelástico
- 4 funda:
algodón blanco pespunteado - meridiani actigard antiácaro - con forro
- 5 acabado:
revestimiento perfilado desenfundable con cremallera - sólo limpieza en seco

Milord

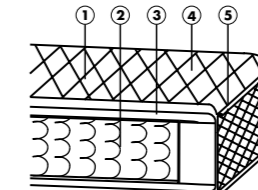


milord - h 20 cm. - 7"87
british standard

- 1 caratteristiche:
materasso a molle ortopedico ignifugo - box system - specifiche norme BS
- 2 molleggio:
struttura a molle High Density in filo di acciaio temperato e fosfatato Ø da mm. 2
- 3 imbottitura:
imbottitura in fibra termolegata ignifuga 300 g/m² - lastra in poliuretano espanso PF 30 FR - BS 5852 PART - 2 CRIB 5
- 4 tessuto:
W20 hotel security ignifugo - teflon
- 5 finitura:
rivestimento bordato non sfoderabile

- 1 features:
fireproof orthopaedic spring mattress - box system - BS specs
- 2 springing:
High Density spring structure in 2 mm Ø hardened and phosphatised steel wire
- 3 padding:
thermo-molded fireproof fibre padding 300 g/m² - fireproof polyurethane foam sheet PF 30 FR - BS 5852 PART - 2 CRIB 5
- 4 fabric:
W20 hotel security fabric cover with teflon anti-stain protection
- 5 finish:
non-removable hemmed cover

Ned



ned - h 20 cm. - 7"87

- 1 caratteristiche:
materasso a molle ortopedico - box system
- 2 molleggio:
molleggio High Density in filo d' acciaio Ø 2,2 mm - 200 molle/m²
- 3 imbottitura:
fibra poliestere anallergica 200 g/m² - isolante in poliuretano portante e doppi feltri termosaldati
- 4 tessuto:
cotone bianco trapuntato - meridiani actigard antiacaro - con sottofodera
- 5 finitura:
rivestimento bordato non sfoderabile

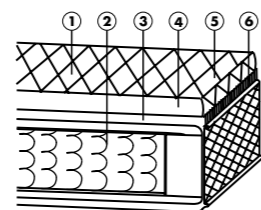
- 1 features:
orthopaedic spring mattress - box system
- 2 springing:
2,2 mm Ø steel wire HD springing - 200 springs/m²
- 3 padding:
non-allergenic polyester fibre 200 g/m²
insulating load-bearing polyurethane layer and double welded felts
- 4 fabric:
quilted white cotton - meridiani actigard antimite - with lining
- 5 finish:
non removable hemmed cover

- 1 Merkmale:
orthopädische Federkern-Matratze - Box System
- 2 Federung:
HD Federung, Stahldraht Ø 2,2 mm - 200 Feder/m²
- 3 Füllung:
antiallergische Polyesterfaser 200 g/m²
Tragendes Isolierpolyurethan und geschweißte Doppelfilze
- 4 Bezug:
weiß gesteppter Meridiani BWstoff - mit Actigard Anti-Milben-Behandlung. Mit Unterbezug
- 5 Ausführung:
Festbezug mit Kanten

- 1 caractéristiques:
matelas à ressorts orthopédique - box system
- 2 suspension:
suspension High Density en fil d'acier Ø 2,2 mm - 200 ressorts/m²
- 3 rembourrage:
fibre polyester anallergique 200 g/m² - isolant en polyuréthane portante et double feutres thermo-soudés
- 4 tissu:
coton blanc matelassé - meridiani actigard anti acarien - avec doublure
- 5 finition:
revêtement non déhoussable avec profil

- 1 características:
colchón de muelles ortopédico - estructura box-system
- 2 suspensión:
muelles HD en hilo de acero Ø 2.2 - densidad 200 muelles/m²
- 3 relleno:
fibra poliéster no alérgica 200 g/m² - poliuretano de refuerzo y doble fieltros termofijados
- 4 funda:
algodón blanco pespunteado - meridiani actigard antiácaro - con forro
- 5 acabado:
revestimiento perfilado fijo

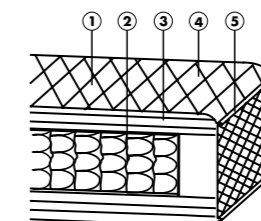
Ned Plus



ned plus - h 25 cm. - 9"84

- 1 caratteristiche:
materasso a molle ortopedico - box system - con topper separato con lampo sfilabile
- 2 molleggio:
molleggio High Density in filo d' acciaio Ø 2,2 mm - 200 molle/m²
- 3 imbottitura:
fibra poliestere anallergica 200 g/m² - isolante in poliuretano portante e doppi feltri termosaldati
- 4 imbottitura:
schiuma viscoelastica
- 5 tessuto:
cotone bianco trapuntato - meridiani actigard antiacaro - con sottofodera
- 6 finitura:
chiusura lampo per sfoderabilità topper

Nelson



nelson - h 25 cm. - 9"84

- 1 caratteristiche:
materasso a molle indipendenti ortopedico - box system + schiuma viscoelastica
- 2 molleggio:
molle insacchettate - 250 molle/m²
- 3 imbottitura:
fibra poliestere anallergica 200 g/m² + schiuma viscoelastica - isolante in poliuretano portante e doppi feltri termosaldati
- 4 tessuto:
cotone bianco trapuntato - meridiani actigard antiacaro - con sottofodera
- 5 finitura:
rivestimento bordato sfoderabile con lampo - lavabile a secco

- 1 features:
orthopaedic spring mattress - box system - zipped
- 2 springing:
removable inside topper
2,2 mm Ø steel wire HD springing - 200 springs/m²
- 3 padding:
non-allergenic polyester fibre 200 g/m²
insulating load-bearing polyurethane layer and double welded felts
- 4 padding:
viscoelastic foam
- 5 fabric:
quilted white cotton - meridiani actigard antimite - with lining
- 6 finish:
zip for removable topper

- 1 Merkmale:
orthopädische Federkern-Matratze - box system - mit getrenntem Topper mit Reißverschluss
- 2 Federung:
HD Federung, Stahldraht Ø 2,2 mm - 200 Feder/m²
- 3 Füllung:
antiallergische Polyesterfaser 200 g/m²
Tragendes Isolierpolyurethan und geschweißte Doppelfilze
- 4 Füllung:
viskoelastischer Schaum
- 5 Bezug:
weiß gesteppter Meridiani BWstoff - mit Actigard Anti-Milben-Behandlung. Mit Unterbezug
- 6 Ausführung:
Reißverschluss um den Topper abziehen zu können

- 1 caractéristiques:
matelas à ressorts orthopédique - box system avec topper distinct avec zip
- 2 suspension:
suspension High Density en fil d'acier Ø 2,2 mm - 200 ressorts/m²
- 3 rembourrage:
fibre polyester anallergique 200 g/m²
isolant en polyuréthane portant et double feutres thermo-soudés
- 4 rembourrage:
mousse viscoélastique
- 5 tissu:
coton blanc matelassé - meridiani actigard anti acarien - avec doublure
- 6 finition:
topper déhoussable avec zip

- 1 características:
colchón de muelles ortopédico - box system - con topper separado extraíble con cremallera
- 2 suspensión:
muelles HD en hilo de acero Ø 2.2 - densidad 200 muelles/m²
- 3 relleno:
fibra poliéster no alérgica 200 g/m² - poliuretano de refuerzo y doble fieltros termofijados
- 4 relleno:
espuma viscoelástica
- 5 funda:
algodón blanco pespunteado - meridiani actigard antiacaro - con forro
- 5 acabado:
cremallera para desenfundar el topper

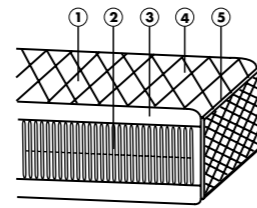
- 1 features:
independent spring + viscoelastic foam mattress
- 2 springing:
encased springs - 250 springs/m²
- 3 padding:
non-allergenic polyester fibre 200 g/m² + viscoelastic foam - insulating load-bearing polyurethane layer and double welded felts
- 4 fabric:
quilted white cotton - meridiani actigard antimite - with lining
- 5 finish:
zipped removable hemmed cover - dry cleaning

- 1 Merkmale:
orthopädische Matratze mit Taschenfederkern - Box System m. viskoelastischem Schaum
- 2 Federung:
Taschenfederkern - 250 Feder/m²
- 3 Füllung:
antiallergische Polyesterfaser 200 g/m² mit viskoelastischem Schaum Tragendes Isolierpolyurethan und geschweißte Doppelfilze
- 4 Bezug:
weiß gesteppter Meridiani BWstoff mit Actigard Anti-Milben-Behandlung. Mit Unterbezug
- 5 Ausführung:
abziehbarer Bezug mit Kanten und Reißverschluss. Trockenreinigung

- 1 caractéristiques:
matelas orthopédique à ressorts indépendants - box system + mousse viscoélastique
- 2 suspension:
ressorts ensachées - 250 ressorts/m²
- 3 rembourrage:
fibre polyester anallergique 200 g/m² + mousse viscoélastique - isolant en polyuréthane portant et double feutres thermo-soudés
- 4 tissu:
coton blanc matelassé - meridiani actigard anti acarien - avec doublure
- 5 finition:
revêtement avec profil, déhoussable avec zip - nettoyable à sec

- 1 características:
colchón de muelles independientes ortopédico - estructura box-system + espuma viscoelástica
- 2 suspensión:
muelles ensacados independientes - densidad 250 muelles/m²
- 3 relleno:
fibra poliéster no alérgica 200 g/m² + espuma viscoelástica - poliuretano de refuerzo y doble fieltros termofijados
- 4 funda:
algodón blanco pespunteado - meridiani actigard antiacaro - con forro
- 5 acabado:
estevimiento perfilado desenfundable con cremallera - lavable en seco

Omer



omer - h 20 cm. - 7"87

- 1 caratteristica: materasso in merilatex
- 2 molleggio: lastra merilatex - schiuma anallergica di poliuretano + lattice
- 3 imbottitura: fibra poliestere anallergica 200 g/m²
- 4 tessuto: cotone bianco trapuntato - meridiani actigard antiacaro - con sottofodera
- 5 finitura: rivestimento bordato sfoderabile con lampo - lavabile a secco

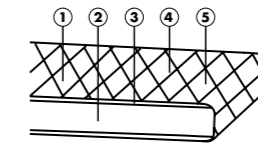
- 1 features: mattress in merilatex
- 2 springing: merilatex: non-allergenic polyurethane foam + latex
- 3 padding: non-allergenic polyester fibre 200 g/m²
- 4 fabric: quilted white cotton - meridiani actigard antimite - with lining
- 5 finish: zipped removable hemmed cover - dry cleaning

- 1 Merkmale: Merilatex-Matratze
- 2 Federung: Merilatex Platte - antiallergischer PU-Schaum + Latex
- 3 Füllung: antiallergische Polyesterfaser 200 g/m²
- 4 Bezug: weiß gesteppter Meridiani BWstoff - mit Actigard Anti-Milben-Behandlung. Mit Unterbezug
- 5 Ausführung: abziehbarer Bezug mit Kanten und Reißverschluss. Trockenreinigung

- 1 caractéristiques: matelas en merilatex
- 2 suspension: couche merilatex - mousse anallergique de polyuréthane + latex
- 3 rembourrage: fibre polyester anallergique 200 g/m²
- 4 tissu: coton blanc matelassé - meridiani actigard anti acarien - avec doublure
- 5 finition: revêtement avec profil, déhoussable avec zip - nettoyable à sec

- 1 características: colchón en merilatex
- 2 suspensión: lastra de merilatex - espuma no alérgica de poliuretano y látex
- 3 relleno: fibra poliéster no alérgica 200 g/m²
- 4 funda: algodón blanco pespunteado - meridiani actigard antiácaro - con forro
- 5 acabado: revestimiento perfilado desenfundable con cremallera - lavable en seco

Topper



topper - h 7 cm. - 2"76

- 1 caratteristica: sopra materasso
- 2 molleggio: schiuma viscoelastica
- 3 imbottitura: fibra poliestere anallergica 200 g/m²
- 4 tessuto: cotone bianco trapuntato - meridiani actigard antiacaro - con sottofodera
- 5 finitura: rivestimento sfoderabile - elastici nei 4 angoli per il fissaggio al materasso - lavabile a secco

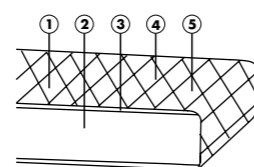
- 1 features: additional mattress
- 2 springing: viscoelastic foam
- 3 padding: non-allergenic polyester fibre 200 g/m²
- 4 fabric: quilted white cotton - meridiani actigard antimite - with lining
- 5 finish: zipped removable cover - elastic bands in the 4 corners for mattress coupling - dry cleaning

- 1 Merkmale: Matratzenauflage
- 2 Füllung: viskoelastischer Schaum
- 3 Füllung: antiallergische Polyesterfaser 200 g/m²
- 4 Bezug: weiß gesteppter Meridiani-BWstoff - mit Actigard Anti-Milben-Behandlung. Mit Unterbezug
- 5 Ausführung: abziehbarer Bezug - über Eck lfd. Gummibänder für die Fixierung an der Matratze. Trockenreinigung

- 1 caractéristiques: sur matelas supplémentaire
- 2 rembourrage: mousse viscoélastique
- 3 rembourrage: fibre polyester anallergique 200 g/m²
- 4 tissu: coton blanc matelassé - meridiani actigard anti acarien - avec doublure
- 5 finition: revêtement déhoussable - élastiques aux 4 coins pour fixation au matelas - nettoyable à sec

- 1 características: top acolchado sobre-colchón
- 2 nucleo interno: espuma viscoelástica
- 3 relleno: fibra poliéster no alérgica 200 g/m²
- 4 funda: algodón blanco pespunteado - meridiani actigard antiácaro - con forro
- 5 acabado: revestimiento desenfundables con cremallera - elásticos en los 4 rincones para fijar el tope al colchón - lavable en seco

Topper Plus



topper plus - h 12 cm. - 4"72

- 1 caratteristiche: sopra materasso
- 2 molleggio: schiuma viscoelastica
- 3 imbottitura: fibra poliestere anallergica 200 g/m²
- 4 tessuto: cotone bianco trapuntato - meridiani actigard antiacaro - con sottofodera
- 5 finitura: rivestimento sfoderabile - elastici nei 4 angoli per il fissaggio al materasso - lavabile a secco

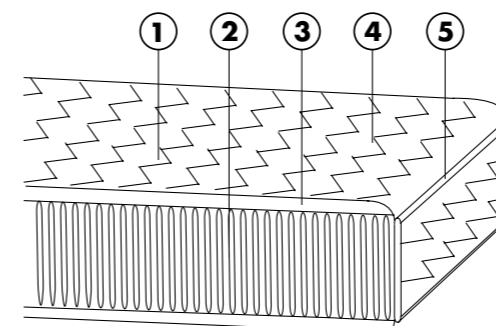
- 1 features: additional mattress
- 2 springing: viscoelastic foam
- 3 padding: non-allergenic polyester fibre 200 g/m²
- 4 fabric: quilted white cotton - meridiani actigard antimite - with lining
- 5 finish: zipped removable cover - elastic bands in the 4 corners for mattress coupling - dry cleaning

- 1 Merkmale: Matratzenauflage
- 2 Füllung: viskoelastischer Schaum
- 3 Füllung: antiallergische Polyesterfaser 200 g/m²
- 4 Bezug: weiß gesteppter Meridiani-BWstoff - mit Actigard Anti-Milben-Behandlung. Mit Unterbezug abziehbarer Bezug - über Eck lfd. Gummibänder für die Fixierung an der Matratze. Trockenreinigung
- 5 Ausführung:

- 1 caractéristiques: sur matelas supplémentaire
- 2 rembourrage: mousse viscoélastique
- 3 rembourrage: fibre polyester anallergique 200 g/m²
- 4 tissu: coton blanc matelassé - meridiani actigard anti acarien - avec doublure
- 5 finition: revêtement déhoussable - élastiques aux 4 coins pour fixage au matelas - nettoyable à sec

- 1 características: top acolchado sobre colchón
- 2 nucleo interno: espuma viscoelástica
- 3 relleno: fibra poliéster no alérgica 200 g/m²
- 4 funda: algodón blanco pespunteado - meridiani actigard antiácaro - con forro
- 5 acabado: revestimiento desfundables con cremallera - elásticos en los 4 rincones para fijar el tope al colchón - lavable en seco

Sofa Beds: Belmon, James, Fox, Law, Louis Small, Scott



materasso per divano letto e letto estraibile
mattress for sofa bed and pull-out bed
Matratze für Sofabett und herausziehbares Bett
matelas pour canapé lit en lit gigogne
colchón para sofá-cama y cama extraíble

- 1 caratteristiche: materasso in poliuretano anallergico
- 2 molleggio: poliuretano espanso anallergico
- 3 imbottitura: fibra poliestere anallergica 100 g/m²
- 4 tessuto: cotone 100% - colore ecru
- 5 finitura: rivestimento bordato non sfoderabile

- 1 features: mattress in non-allergenic polyurethane foam
- 2 springing: polyurethane foam
- 3 padding: non-allergenic polyester fibre 100 g/m²
- 4 fabric: 100% cotton - ecru colour
- 5 finish: non-removable hemmed cover

- 1 Merkmale: Matratze aus antiallergischem PU-Schaum
- 2 Füllung: antiallergischer PU-Schäume
- 3 Füllung: antiallergische Polyesterfaser 100 g/m²
- 4 Bezug: 100% Baumwolle - naturfarben
- 5 Ausführung: Festbezug mit Kanten

- 1 caractéristiques: matelas en polyuréthane anallergique
- 2 rembourrage: polyuréthane expansé anallergique
- 3 rembourrage: fibre polyester anallergique 100 g/m²
- 4 tissu: coton 100% - coloris écru
- 5 finition: revêtement non déhoussable avec profil

- 1 características: colchón en poliuretano no alérgico
- 2 nucleo interno: poliuretano espanso no alérgico
- 3 relleno: fibra poliéster no alérgica 100 g/m²
- 4 funda: algodón 100% - color ecru
- 5 acabado: revestimiento perfilado fijo


Reti

Bed Bases

piano ortopedico /
orthopaedic Support 110
rete elite /
elite Slatted Base 111
rete elite MM /
elite MM Slatted Base 112
rete elite ME /
elite ME Slatted Base 113
sommier a molle /
box spring base 114
storage box 115



Piano ortopedico Orthopaedic Support



Pannelli singoli in legno multistrato semi rigido di betulla con fresature per l'aerazione del materasso. Questo piano letto costituisce il supporto ideale per una base più rigida.

Single semi-rigid birch plywood panels with ventilation slits. This base is the ideal support for all the customers looking for a more rigid mattress support.

Einzelne Durchgehende Einlegeplatte aus Birkenschichtholz mittlerer Härte mit Belüftungsschlitz für die Matratze. Das ist die beste Wahl für Kunden, die eine härtere Platte lieber möchten.

Panneaux singles en bois multicouche de bouleau semi-rigide avec fraisage pour l'aération du matelas. Cette base est le support idéal pour les clients qui recherchent un support plus rigide.

Paneles individuales en multicapas de abedul semi-rígido con fresados para airear al colchón. Este soporte es el ideal para los clientes que buscan un sistema más rígido.

Rete élite Élite Slatted Base



Rete in legno di faggio lamellare, singola o doppia, con sezione perimetrale h. 60x35 mm; le doghe da 36 x 8 mm (25 x 8 mm nell'area spalle) si raccordano 2 a 2 al telaio tramite giunti flessibili in caucciù che, grazie alla loro eccezionale orientabilità orizzontale e verticale, consentono un'adattabilità assoluta all'anatomia del corpo disteso senza produrre alcun cigolio. Per un maggior comfort durante il riposo l'area spalla è dotata di speciali porta doghe ad elevato assorbimento. I volumi delle spalle vengono così accolti in modo naturale e confortevole. La zona lombare è dotata di regolatori di rigidità che consentono di personalizzare l'uso del piano letto in base al proprio peso e alle posizioni di riposo abituali.

- Regolazione di rigidità area lombare
- Area spalle ad elevato assorbimento

Single or double multi-layered beech wood slatted base with a h. 60x35 mm. cross section frame; the 36 x 8 mm slats (25 x 8 mm in shoulder area) are joined in pairs to the frame by means of flexible joints in rubber. Thanks to their exceptional property of horizontal and vertical orientation, it allows complete adaptability to the anatomy of the body which lies on it with no squeaking and no noise. In order to increase comfort while resting, the shoulder zone has special, high-absorption slat-holders. This leads to the shoulders being "hugged" in a natural and comfortable manner. The lumbar zone is equipped with sliding stiffness adjusters in order to be able to customize the slatted base according to the user's weight and sleeping habits.

- Stiffness adjusters in the lumbar area
- High absorption slats-holders in the shoulder area

Einzelgattenrost aus Buchen-Schichtholz-Federleisten, Einzel- oder Doppelliege, mit umlaufender Schichtholz-Rahmenstärke h. 60x35 mm; Die Latten sind 36 x 8 mm. (25 x 8 mm. im Schulterbereich) und paarweise auf flexiblem Kautschuk-Lager fixiert. Vertikale und horizontale Stützwirkung der aufliegenden Lattung mit individuell einstellbarer Beckenpartie für optimale Lagerung ohne Quietschen. Für einen höheren Komfort im Schulterbereich während der Ruhezeit ist diese Zone mit speziellen Lattenaufgaben erhöhter Flexibilität ausgestattet. Die Schulter sind daher natürlich und komfortabel aufgenommen. Im Hüftbereich kann das Härtegrad eingestellt werden, um die richtige Stützwirkung je nach Körpergewicht und Ruheposition zu garantieren.

- Härteverstellung für den Hüftbereich
- Schulterbereich mit hoher Absenkung

Sommier à lattes en bois de bouleau multicouche, single ou double, avec section périmétrique h. 60x35 mm; les lattes de 36 x 8 mm (25 x 8 mm dans la section des épaules) se raccordent 2 à 2 au châssis par des embouts flexibles en caoutchouc qui, grâce à leur exceptionnelle orientabilité soit en horizontale soit en verticale, permettent une adaptabilité absolue à l'anatomie du corps allongé sans produire aucun grincement. Pour plus de confort pendant le repos, la section des épaules est équipée de support-lattes spéciaux à haut absorbement. Les volumes des épaules sont ainsi accueillis d'une façon naturelle et confortable. La section lombaire est équipée avec des curseurs de réglage de rigidité qui permettent de personnaliser l'utilisation de la base du lit selon le poids et les positions habituelles de repos.

- Régulation de rigidité de la section lombaire
- Section épaules à haute absorbement

Sommier de láminas en multicapas laminas de haya, individual o doble, con sección del marco perimétrico de h. 60 x 35 mm.; las láminas de 36 x 8 mm (25 x 8 mm en la zona espaldas) se juntan 2 a 2 al marco perimétrico a través de soportes flexibles de caucho que gracias a sus excepcionales posibilidades de orientarse en vertical y horizontal permiten adaptarse a la anatomía del cuerpo acostado sin producir ningún chirrido. Para un mejor confort durante el descanso la zona de la espalda está equipada de soportes para las láminas a elevada posición. La espalda de una forma natural y confortable. La zona lumbar está equipada de reguladores de rigidez que permiten personalizar el uso del somier según su propio peso y posiciones de descanso habituales.

- Regulación de rigidez en la zona lumbar
- Zona espalda en elevada posición

Rete élite MM Élite MM Slatted Base



Rete in legno di faggio lamellare, singola, con le medesime caratteristiche della rete élite. La rete è inclinabile nelle aree testa e piedi mediante movimento manuale a due snodi e meccanismo autolubrificante.

- Inclinabile a piacimento e senza sforzo
- Meccanismi autolubrificanti
- Regolazione di rigidità area lombare
- Area spalle ad elevato assorbimento

Single multi-layered beech wood slatted base with same features of the élite slatted base.

The slatted base can be inclined in the head and feet areas with a two joint manual movement and auto-lubricating mechanism.

- May be inclined in any position with a simple, effortless movement
- Auto-lubricating mechanisms
- Stiffness adjusters in the lumbar area
- High absorption slats-holders in the shoulder area

Einlegelattenrost aus Buchen-Schichtholz Federleisten, Einzelliege, mit gleichen Eigenschaften als élite Lattenrost.

Mit manueller Kopf- und Fußteil -Verstellung mit 2 Gelenken und selbstschmierendem Beschlag.

- leicht hebend ohne Aufwand
- selbstschmierender Beschlag
- Härteverstellung für den Hüftbereich
- Schulterbereich mit hoher Absenkung

Sommier à lattes en bois de bouleau multicouche, single, avec mêmes caractéristiques du sommier à lattes élite.

Les sections de la tête et des pieds de ce sommier sont inclinable par mouvement manuel à deux articulations et mécanisme autolubrifiant.


- Inclinable a volonté et sans effort
- Mécanismes autolubrifiants
- Régulation de rigidité dans la section lombaire
- Section épaules à haute absorbement

Somier de láminas en multicapas laminares de haya, individual, con mismas características de el somier de láminas élite.

El somier es inclinable en las zonas del cabezal y de los pies por medio de un movimiento manual a dos articulaciones y mecanismo autolubricante.

- Inclinable a voluntad sin esfuerzo
- Mecanismos autolubricantes
- Regulación de rigidez en la zona lumbar
- Zona espaldas a elevada absorción

Rete élite ME Élite ME Slatted Base



Rete in legno di faggio lamellare, singola, con le medesime caratteristiche della rete élite.

La rete è inclinabile nelle aree testa, bacino e piedi con movimento elettrico a quattro snodi, mediante due motori indipendenti a bassa tensione (24V D.C.) con telecomando IR. Possibilità di sincronizzazione delle due reti (per le configurazioni e le regolazioni vedi il manuale istruzioni per l'uso allegato).

- 2 silenziosissimi motori a bassa tensione (24 V D.C.)
- Movimenti testiere con snodo cervicale
- Dispositivo di emergenza in caso di mancata corrente
- Regolazione di rigidità area lombare
- Area spalle ad elevato assorbimento

Single multi-layered beech wood slatted base with same features of the élite slatted base.

The slatted base can be inclined in the head, lumbar and feet areas with a four joint electrical movement, by means of two independent low-voltage motors (24V D.C.) with remote control. The two slatted bases can have synchronized movements (for configurations and settings see the enclosed instructions).

- Super-silent low-voltage motors (24V D.C.)
- Mobile head section with a hinged movement in the cervical zone
- Emergency lowering device in the event of electrical black-outs
- Rigidity regulation in the lumbar section
- High-absorption shoulder zone

Einlegelattenrost aus Buchen-Schichtholz Federleisten, Einzelliege, mit gleichen Eigenschaften als élite Lattenrost.

Elektrische Infrarot-Hebemechanik mit Kopf-, Becken- und Fußteil-Verstellung mit 4 Gelenken. 2 voneinander unabhängige Niederspannungsmotoren (24V GS) mit Infrarot- Handsender. Die 2 Motoren können synchronisiert werden (s. Anleitungen in Anlage).

- 2 leise Niederspannungsmotoren (24V GS)
- Rückenbewegung mit Gelenk im Kopfbereich
- Sicherheitsgerät bei Stromausfall
- Härteverstellung für den Hüftbereich
- Schulterbereich mit hoher Absenkung

Sommier à lattes en bois de bouleau multicouche, single, avec mêmes caractéristiques du sommier à lattes élite.

Le sommier est inclinable dans les sections de la tête, du bassin et des pieds avec mouvement électrique a quatre articulations par deux moteurs indépendants a basse tension (24V C.C.) avec télécommande IR. Possibilité de synchronisation des deux sommiers (pour les configurations et régulations voir le manuel d'instructions ci joint).

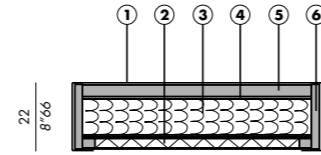
- 2 moteurs silencieux a basse tension (24 V C.C.)
- Mouvements têtes avec articulation cervicale
- Dispositif d'émergence en cas de courant manqué
- Régulations de rigidité section lombaire
- Section épaules à haute absorbement

Somier de láminas en multicapas laminares de haya, individual, con mismas características de el somier de láminas élite.

El somier es inclinable en las zonas del cabezal, de la pelvis y de los pies por medio de un movimiento eléctrico a cuatro articulaciones y motores eléctricos independientes a baja tensión en (24V D.C.) con mando a distancia a infrarrojos. posibilidad de sincronizar los dos somieres (véase el manual de utilizzo).

- 2 motores muy silenciosos a baja tensión (24V D.C.)
- Movimiento cabezal con articulación en la zona cervical
- Mecanismo de emergencia en caso de falta de corriente
- Regulación de rigidez en la zona lumbar
- Zona espaldas a elevada absorción

Sommier a molle Box Spring Base



Sommier singoli - pannello di supporto inferiore con telaio di legno. Molleggio con molle biconiche Ø 2,2 mm bonnell densità 100/m² lastre in feltro isolante e strati di schiuma poliuretana indeformabile bordi perimetrali in poliuretano portante. Rivestimento non sfoderabile in tessuto di cotone trapuntato - meridiani actigard antiacaro - colore bianco. Per i letti matrimoniali la base è costituita da due elementi.

- 1 rivestimento trapuntato
- 2 pannello con telaio di legno
- 3 molleggio
- 4 feltro isolante
- 5 lastra poliuretano
- 6 poliuretano portante

Single spring box bases - bottom supporting panel with a wood frame. Bonnell springing Ø 2,2 mm density 100/m² isolating felts and non-deformable polyurethane foam layers. Side borders in load-bearing polyurethane. Fixed cover in white quilted cotton - Meridiani actigard antimite. For double beds two single bases are used.

- 1 quilted cover
- 2 panel with a wood frame
- 3 springing
- 4 isolating felts
- 5 polyurethane foam
- 6 load-bearing polyurethane

Einteiliger Boxspring. Polsterunterbau mit Holzrahmen. Federung durch Bonnell-Federkern auf umlaufendem Holzrahmen mit aufgelegten Isolier- und unverformbaren tragende PU-Schäumen. 100 Federn /m². Festbezug aus gestepptem weißem BW-Stoff mit Actigard-Anti-Milben-Schutz. Getrennte Einzel-Boxspring beim Doppelbett.

- 1 gesteppter Bezug
- 2 Platte mit Holzrahmen
- 3 Federung
- 4 Isolierfilz
- 5 PU Platte
- 6 Tragende PU-Schäume


Sommiers unitaires - panneau de support inférieur avec cadre en bois. Ressorts biconiques Ø 2,2 mm Bonnell densité 100/m², couches de feutre isolantes et couches de mousse de polyuréthane indéformable bords perimetrales en polyuréthane haute densité. Revêtement non déhoussable en tissu de coton matelassé - meridiani Actigard anti acariens - en coloris blanc. Pour les lits doubles la base est constitué par deux éléments.

- 1 revêtement matelassé
- 2 panneau avec cadre en bois
- 3 suspension
- 4 feutre isolant
- 5 couche de polyuréthane
- 6 polyuréthane haute densité

Somier de muelles individuelles: panel de soporte inferior en madera con marco de madera. Muelles biconicos Bonnell en hilo de acero Ø 2.2 densidad 100/m². Lastras de fieltro aislante y estratos de espuma de poliuretano indeformable. Fajas de perímetro en poliuretano alta densidad. Revestimiento exterior no desenfundable en tela de algodón pespunteada - Meridiani actigard anti ácaro - color blanco. Para una cama doble, la base de muelles se constituye para dos somieres individuales.

- 1 revestimiento pespunteado
- 2 panel con marco de madera
- 3 muelles
- 4 fieltro aislante
- 5 lastra de poliuretano
- 6 poliuretano alta densidad

Storage Box



Sistema di sollevamento della rete mod. élite per accedere al contenitore completo di rete élite intera, maniglia in cuoio, due pistoni a gas di sollevamento, piani in laminato per il sottofondo e ferma materasso posteriore.

- Profondità cm 11 - 4"33 per base h 24 - 9"45
- Profondità cm 17 - 6"69 per base h 30 - 11"81

Lifting mechanism for the élite slatted base allowing access to the storage facility. Includes: double élite slatted base, handle in saddle leather, 2 gas-lift pistons, laminated bottom panels and rear mattress holder.

- Depth cm 11 - 4"33 for base h 24 - 9"45
- Depth cm 17 - 6"69 for base h 30 - 11"81

Springauf-Bettkasten bestehend aus: Durchgehender Lattenrost élite, Handgriff aus Kernleder zum Aufheben, 2 Gasdruck-Hebmechanismen, 4 Holzplatten für Boden des Bettkastens, Metallhalter am Kopfteil gegen das Verrutschen der Matratze.

- Tiefe cm 11 - 4"33 für Basis h 24 - 9"45
- Tiefe cm 17 - 6"69 für Basis h 30 - 11"81

Système d'ouverture du sommier mod. élite pour accéder au coffre. Complet avec: sommier élite entier, poignée en cuir, deux vérins, panneaux en laminés pour le fond et arrêt - matelas en tête.

- Profondeur cm 11 - 4"33 pour base h 24 - 9"45
- Profondeur cm 17 - 6"69 pour base h 30 - 11"81

Sistema de levantamiento del somier mod. élite para acceder al contenedor. Incluye: somier élite entero, tirador en cuero, dos pistones a gas, tableros de madera laminada por el fondo y tope posterior para colchón.

- Profundidad cm 11 - 4"33 para base h 24 - 9"45
- Profundidad cm 17 - 6"69 para base h 30 - 11"81

Meridiani srl

20826 misinto italy
via birago, 16
tel +39 02 96 69 161
info@meridiani.it
meridiani.it

Meridiani showroom

20121 milano
corso venezia, 29
tel +39 02 48 19 67 98
showroom@meridiani.it

Meridiani USA LLC

miami - florida 33127 USA
wynwood arts district
446 nw 28 street
tel +1 305 573 3636
info@meridiani.us

Meridiani FRANCE SARL

75007 paris
278, boulevard saint germain
tel +33 1 55 74 62 26
info@meridiani.fr

Meridiani UK LIMITED

london sw7 2rz
10 thurloe place
tel +44 20 7581 2811
london@meridiani.store

Meridiani store

20129 milano
viale piave, 4
tel +39 02 76 02 43 49
milan@meridiani.store

london sw7 2rz
10 thurloe place
tel +44 20 7581 2811
london@meridiani.store

miami - florida 33127 USA
wynwood arts district
446 nw 28 street
tel +1 305 573 3636
miami@meridiani.store

75007 paris
278, boulevard saint germain
tel +33 1 55 74 62 26
paris@meridiani.store

00198 roma
by gigli roma
via taglio, 22
tel +39 06 45 43 84 08
rome@meridiani.store

534138 singapore
by marquis
q square 16 tai seng street level 1
tel +65 63 83 01 20
qsquare@marquis.com.sg

Meridiani studio

1103 AD amsterdam
by maxx agency
daalwijkdreef 37
tel +31 6 54 22 03 13
amsterdam@meridiani.studio

119019 moskva
by equipe open trade
znamenska ulitsa, 13
tel +7 495 640 2998
moscow@meridiani.studio

81675 münchen
by interior agentur dominique fuchs
maria-theresia-straße 5
tel +49 89 41 35 30 70
munich@meridiani.studio

design e direzione artistica, andrea parisio

grafica e concept image, chiara boselli
fotografia, fabrizio bergamo, davide lovatti, ezio manciucca

Meridiani living interiors
is a registered trademark of Meridiani srl
copyright 1998

© July 2018
stampato in italia

Le immagini riprodotte su questo catalogo sono un suggerimento di configurazioni, per le caratteristiche tecniche e dimensioni consultare l'area riservata del nostro sito meridiani.it. Meridiani srl si riserva la facoltà di modificare, in qualunque momento e senza preavviso, le caratteristiche tecniche ed estetiche dei modelli illustrati nel presente catalogo. I prodotti Meridiani sono 100% made in italy.

The products displayed in this catalogue are to be considered as sample configurations. For any technical specifications and/or dimensions, please visit the reserved area of our website meridiani.it. Meridiani srl reserves the right to modify, at any time and without prior notice, the technical and aesthetic characteristics of the models shown in this catalogue. Meridiani products are 100% made in italy.